

Cook, live and buy Italian

A few reasons to choose Bompani

Why to choose Bompani? We can give you a few reasons, the same that came along with us in the first 60 years of our history. When Bompani was founded, I was not even born. In Modena, with Bompani started growing the passion for manufacturing nice and durable products, designed for our kitchens. Today we carry on the same passion for the Italian lifestyle and his cuisine rich of ancient savoir-faire, excellent foods and unique traditions that vary in every single area of our




country. It is true, we like cooking recipes from our tradition and innovating with the creation of new combinations and new flavours. We love experimenting rare and new cooking techniques, sometimes suggested by our favourite chefs. We grew up in the country of the big beauty. That is why we are fascinated by design and elegance of shapes, by the use of colours and materials that we often source from our memory. We love tradition from everywhere in the world, we like travelling and we sell our products in all continents. We are proud of being Italian and this makes us even more curious to find new styles, recipes and ideas from world cultures. Bompani manufactures its products in an Italian plant, based in Emilia. We have a strong network of suppliers mainly Italian and with a long tradition in our industry, which strengthen our 60 years knowhow.

We are committed to satisfy every customer's need, even the most peculiar. This is why, when necessary, our products are craft made.

Our customers trust us, because they will always find someone to answers their questions.

Read this catalogue, fall in love with our products and join the club.

Enrico Vento
President & CEO
Fox Spa di R. Bompani & C.



Oven

4

Built in hob

22

Refrigerator

48



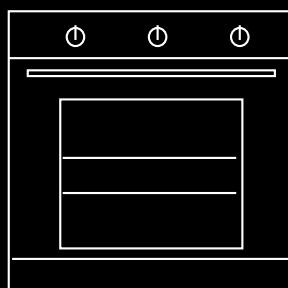
Washing

52

Cooker hood

58

Oven





NATURALLY OVEN-DRIED FRUIT

- ■ Use our oven as a drier: cut thin fruit slices, dip them in a water and sugar syrup and put them among two sheets of oven paper in the oven at 60°C. An original dessert. ■ ■

The domestic oven plays an essential role in the purchase of our household appliances. Whether you use it simply for everyday meals or you are a real cuisine-addict, your oven must be reliable in cooking results, versatile in functions, accurate in observing declared temperatures and times.

For this reason Bompani ovens are tested by our laboratories to guarantee all this.

Our range goes from conventional ovens, to face the simplest cooking types to the multifunction ones to successfully cook meat, fish, pizza and leavened cakes.

Let's take pizza for example: who of you has ever tried to prepare at home the same pizza of a pizzeria? Pizza is only apparently simple to cook, actually it's very difficult to get at home the same result of the professional ovens. Quality of ingredients of course is essential, but also the way of cooking is very important.

In the Bompani ovens you simply have to select the dedicated function, set the highest temperature, 250°C, and position the baking tray at the lowest level. If you also have the Refractory Stone of Bompani Accessories, keeping the heat and equally releasing it, the result is sure.

For bread and leavened cakes on the other hand we recommend the conventional programme, which is standard in all Bompani ovens. It slowly bakes dough without drying it up on surface. For roasts and fish the fan-forced function is preferred, quicker and more efficient, distributing hot air at all levels and therefore allowing a simultaneous multi-level cooking of potatoes and vegetables.

But our ovens are not just performing well, they are also user-friendly for everyday usage.

And low-consuming.

They are in A Energy Efficiency Class and this guarantees that for 100 oven operations you spend as much as to buy a few cinema tickets!

In other words, it would be a pity not to buy a Bompani oven.



B0243XU/E

90cm

ITALIA



MULTIFUNCTION ELECTRIC OVEN WITH 9 FUNCTIONS OVEN HEIGHT 60CM

Low energy consumption: **A Efficiency Class**

Elegant **STAINLESS STEEL** aesthetics with **GLASS**

Start and end cooking setting for delayed cooking thanks to **touch-screen** electronic timer

Big selection of **9 cooking programmes** for different needs: from conventional to fan-assisted, from special pizza function to grilling and defrosting

Wide temperature setting up to 250° so to bake cakes at low temperature or meat and pizza at high temperature

Comfortable and safe side racks for wire shelves and baking trays

Well-isolated door thanks to **double glass oven door**

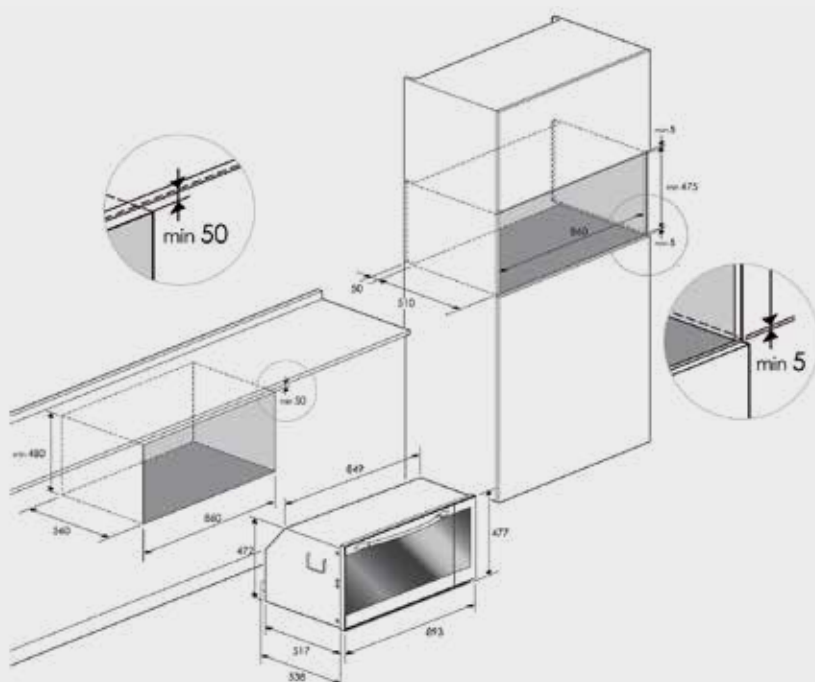
Easiness of cleaning thanks to inner removable door glass and elegant **easy-to-clean** enamelled cavity

103 lt oven cavity

Double internal light

Suitable for any kind of kitchen furniture thanks to the external tangential cooling fan

Accessories: 1 wire shelf and 1 enamelled baking tray to be used to cook or to collect spillage fat



CLOSE UP



For combinations,
check the end of the catalog

B0243YK/L

90cm

ITALIA



FAN-ASSISTED GAS OVEN WITH GAS GRILL OVEN HEIGHT 60CM

Elegant **STAINLESS STEEL** aesthetics with **GLASS**

End cooking programming thanks to electronic timer with 3 buttons

Wide temperature setting up to 250° so to bake cakes at low

temperature or meat and pizza at high temperature

Gas oven burner can operate in fan-assisted or static mode

Comfortable and safe side racks for wire shelves and baking trays

Well-isolated door thanks to **double glass oven door**

Easiness of cleaning thanks to elegant **easy-to-clean** enamelled cavity

100 lt oven cavity

Electronic ignition integrated in the knob, to always have a free hand

Flame Failure Device on oven and grill burners to cut-off gas supply in case of flame extinguishing

Double internal light

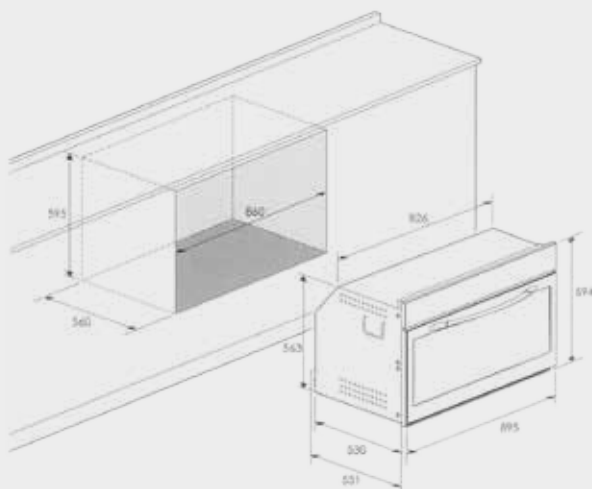
Turnspit

Suitable for any kind of kitchen furniture thanks to the external tangential cooling fan

Accessories: 1 wire shelf and 1 enamelled baking tray to be used to cook or to collect spillage fat



LPG preset

Natural gas conversion kit

**B0243YG/L**

90cm

ITALIA



GAS OVEN WITH GAS GRILL OVEN HEIGHT 60CM

Elegant **STAINLESS STEEL** aesthetics with **GLASS**

Minute minder to set the minutes of cooking

Wide temperature setting up to 250° so to bake cakes at low

temperature or meat and pizza at high temperature

Comfortable and safe side racks for wire shelves and baking trays

Well-isolated door thanks to **double glass oven door**

Easiness of cleaning thanks to elegant **easy-to-clean** enamelled cavity

100 lt oven cavity

Electronic ignition integrated in the knob, to always have a free hand

Flame Failure Device on oven and grill burners to cut-off gas supply in case of flame extinguishing

Double internal light

Turnspit

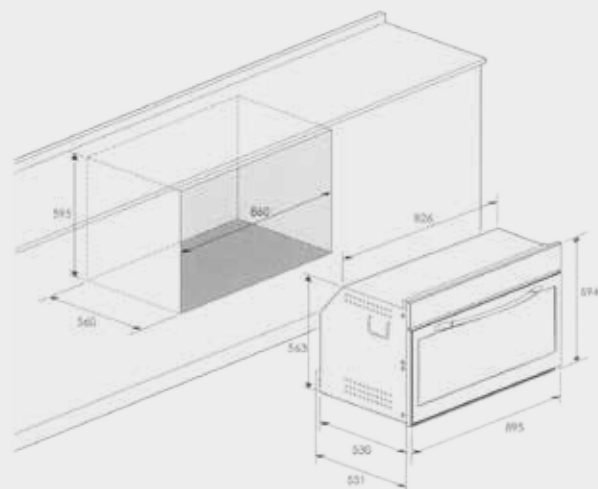
Suitable for any kind of kitchen furniture thanks to the external tangential cooling fan

Accessories: 1 wire shelf and 1 enamelled baking tray to be used to cook or to collect spillage fat

LPG preset

Natural gas conversion kit

Available without turnspit: **B0243YH/L**



B0247YH/L

90cm

ITALIA

**GAS OVEN WITH GAS GRILL****OVEN HEIGHT 60CM**Elegant **BLACK** aesthetics

Minute minder to set the minutes of cooking

Wide temperature setting up to 250° so to bake cakes at low

temperature or meat and pizza at high temperature

Comfortable and safe side racks for wire shelves and baking trays

Well-isolated door thanks to **double glass oven door**Easiness of cleaning thanks to elegant **easy-to-clean** enamelled cavity

100 lt oven cavity

Electronic ignition integrated in the knob, to always have a free hand

Flame Failure Device on oven and grill burners to cut-off gas supply in case of flame extinguishing

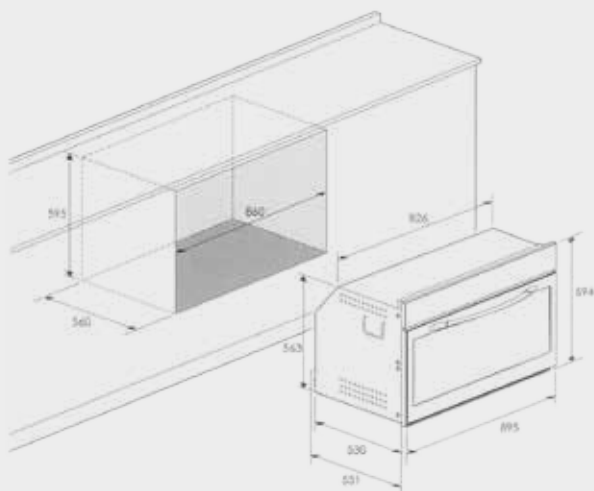
Double internal light

Suitable for any kind of kitchen furniture thanks to the external tangential cooling fan

Accessories: 1 wire shelf and 1 enamelled baking tray to be used to cook or to collect spillage fat

LPG preset

Natural gas conversion kit

**B0243YI/L**

90cm

ITALIA

**GAS OVEN WITH ELECTRIC GRILL****OVEN HEIGHT 60CM**Elegant **STAINLESS STEEL** aesthetics with **GLASS**

Minute minder to set the minutes of cooking

Wide temperature setting up to 250° so to bake cakes at low

temperature or meat and pizza at high temperature

Comfortable and safe side racks for wire shelves and baking trays

Well-isolated door thanks to **double glass oven door**Easiness of cleaning thanks to elegant **easy-to-clean** enamelled cavity

100 lt oven cavity

Electronic ignition integrated in the knob, to always have a free hand

Flame Failure Device on oven burner to cut-off gas supply in case of flame extinguishing

Double internal light

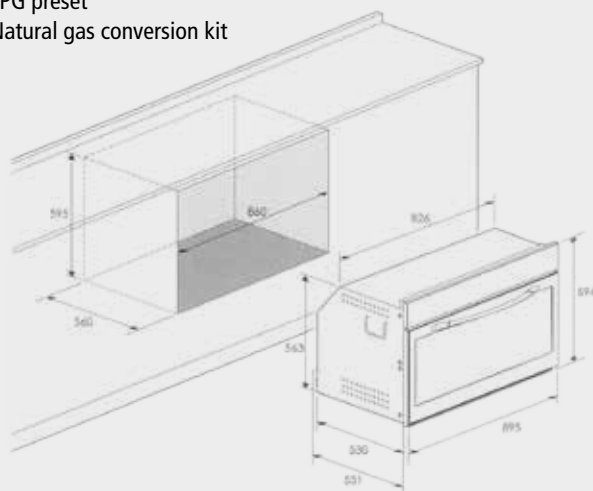
Turnspit

Suitable for any kind of kitchen furniture thanks to the external tangential cooling fan

Accessories: 1 wire shelf and 1 enamelled baking tray to be used to cook or to collect spillage fat

LPG preset

Natural gas conversion kit





MULTIFUNCTION ELECTRIC OVEN WITH 9 FUNCTIONS
OVEN HEIGHT 48CM

Low energy consumption: A Efficiency Class

Elegant **STAINLESS STEEL** aesthetics with **GLASS**

Start and end cooking setting for delayed cooking thanks to 6 buttons electronic timer

Big selection of **9 cooking programmes** for different needs: from conventional to fan-assisted, from special pizza function to grilling and defrosting

Wide temperature setting up to 250° so to bake cakes at low temperature or meat and pizza at high temperature

Comfortable and safe side racks for wire shelves and baking trays

Well-isolated door thanks to **double glass oven door**

Easiness of cleaning thanks to inner removable door glass and elegant **easy-to-clean** enamelled cavity

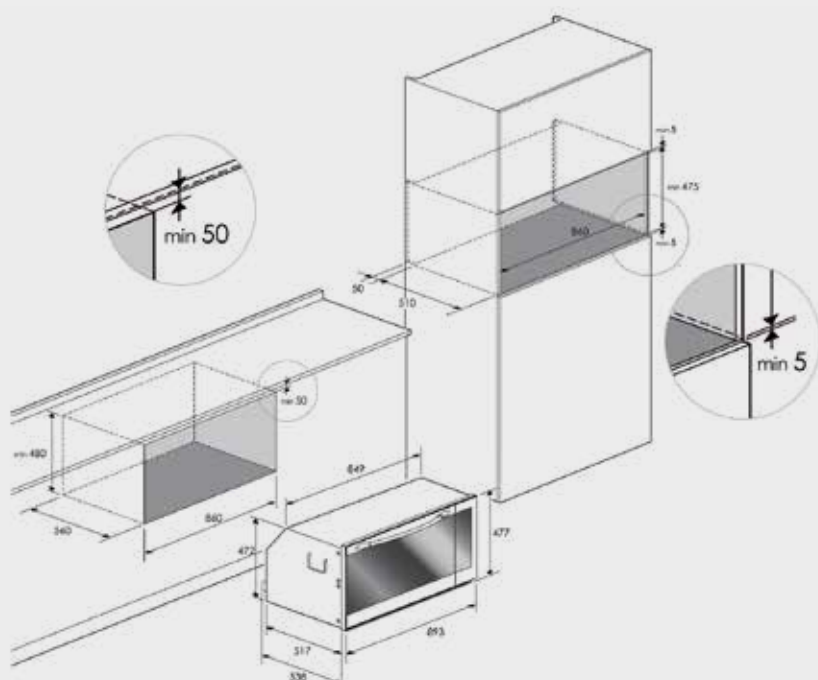
75 lt oven cavity

Double internal light

Suitable for any kind of kitchen furniture thanks to the external tangential cooling fan

Accessories: 1 wire shelf and 1 enamelled baking tray to be used to cook or to collect spillage fat

Available with 5 programs and end of cooking timer **BO243XV/E**



CLOSE UP



B0243EH/E

60cm

SKYLINE



MULTIFUNCTION ELECTRIC OVEN WITH 11 FUNCTIONS AND ELECTRONIC CONTROL

Low energy consumption: **A Efficiency Class**

Elegant **STAINLESS STEEL** aesthetics with **DARK GLASS** visible only with light inside

Special mark-free stainless steel treatment of the control panel

Ultimate **touch-screen** electronic controls with 3 displays for temperature, time and programmes

Start and end cooking timer for delayed cooking

Big selection of **11 cooking programmes** for different needs: from conventional to fan-assisted, from special pizza function to grilling and defrosting

BOOSTER function for quick heating-up, 180°C reached in only 8 minutes

Wide temperature setting up to 250° so to bake cakes at low temperature or meat and pizza at high temperature

End of cooking buzzer

Residual heat indicator when baking is over

Childlock function with 4 seconds simple pressing of ON/OFF button

Comfortable and safe side racks for wire shelves and baking trays

Cold oven door thanks to **triple glass oven door**

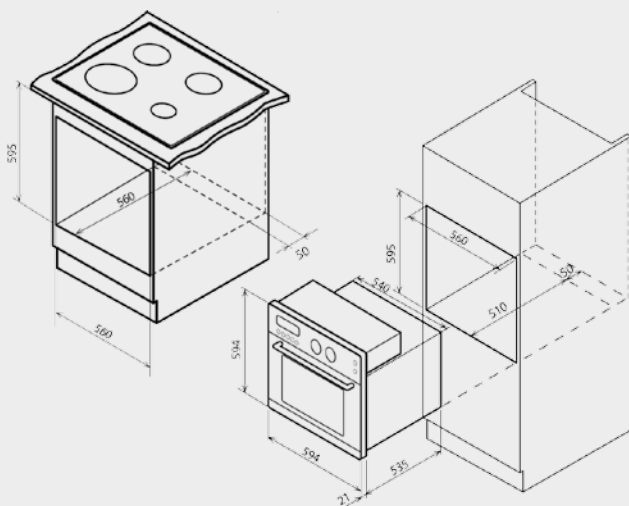
Easiness of cleaning thanks to inner removable door glass and elegant **easy-to-clean** enamelled cavity

54 lt oven cavity

Internal light

Suitable for any kind of kitchen furniture thanks to the external tangential cooling fan

Accessories: 2 wire shelves and 1 enamelled baking tray to be used to cook or to collect spillage fat



CLOSE UP



For combinations,
check the end of the catalog

B02430G/E

60cm

SKYLINE

**MULTIFUNCTION ELECTRIC OVEN WITH 8 FUNCTIONS**Low energy consumption: **A Efficiency Class**Elegant **STAINLESS STEEL** aesthetics with **DARK GLASS** visible only with light inside

Special mark-free stainless steel treatment of the control panel

Start and end cooking setting for delayed cooking thanks to **touch-screen** electronic timerBig selection of **8 cooking programmes** for different needs: from conventional to fan-assisted, from special pizza function to grilling and defrosting

Wide temperature setting up to 250° so to bake cakes at low

temperature or meat and pizza at high temperature

Comfortable and safe side racks for wire shelves and baking trays

Cold oven door thanks to **triple glass oven door**Easiness of cleaning thanks to inner removable door glass and elegant **easy-to-clean** enamelled cavity

54 lt oven cavity

Internal light

Suitable for any kind of kitchen furniture thanks to the external tangential cooling fan

Accessories: 2 wire shelves and 1 enamelled baking tray to be used to cook or to collect spillage fat

B02430H/E

60cm

SKYLINE

**MULTIFUNCTION ELECTRIC OVEN WITH 8 FUNCTIONS**Low energy consumption: **A Efficiency Class**Elegant **STAINLESS STEEL** aesthetics with **DARK GLASS** visible only with light inside

Special mark-free stainless steel treatment of the control panel

End-of-cooking programming thanks to cut-off timer

Big selection of **8 cooking programmes** for different needs: from conventional to fan-assisted, from special pizza function to grilling and defrosting

Wide temperature setting up to 250° so to bake cakes at low

temperature or meat and pizza at high temperature

Comfortable and safe side racks for wire shelves and baking trays

Cold oven door thanks to **triple glass oven door**Easiness of cleaning thanks to inner removable door glass and elegant **easy-to-clean** enamelled cavity

54 lt oven cavity

Internal light

Suitable for any kind of kitchen furniture thanks to the external tangential cooling fan

Accessories: 2 wire shelves and 1 enamelled baking tray to be used to cook or to collect spillage fat

B0243ZY/E

60cm

ITALIA

**MULTIFUNCTION ELECTRIC OVEN WITH 6 FUNCTIONS**Low energy consumption: **A Efficiency Class**Elegant **STAINLESS STEEL** aesthetics with **GLASS**

Minute minder to set the minutes of cooking

Selection of **6 cooking programmes** for different needs: from conventional to fan-assisted, from special pizza function to grilling and defrosting

Wide temperature setting up to 250° so to bake cakes at low temperature or meat and pizza at high temperature

Comfortable and safe side racks for wire shelves and baking trays

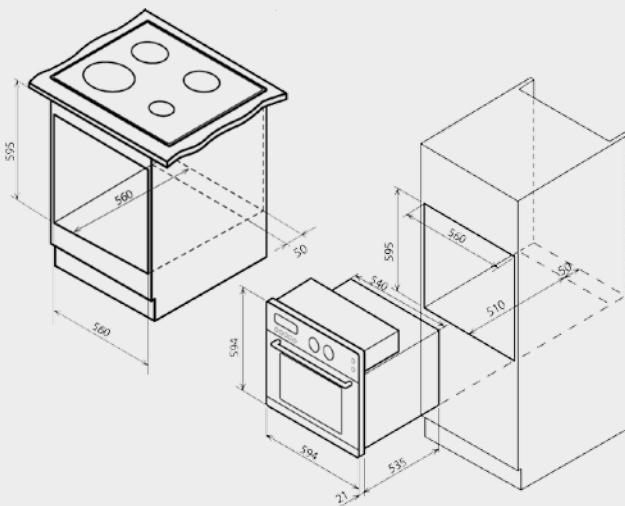
Cold oven door thanks to **triple glass oven door**Easiness of cleaning thanks to inner removable door glass and elegant **easy-to-clean** enamelled cavity

54 lt oven cavity

Internal light

Suitable for any kind of kitchen furniture thanks to the external tangential cooling fan

Accessories: 2 wire shelves and 1 enamelled baking tray to be used to cook or to collect spillage fat

**CLOSE UP**For combinations,
check the end of the catalog

B0240SL/E

60cm

ITALIA

**MULTIFUNCTION ELECTRIC OVEN WITH 6 FUNCTIONS**Low energy consumption: **A Efficiency Class**Elegant **STAINLESS STEEL** aesthetics with **WHITE GLASS**

End-of-cooking programming thanks to cut-off timer

Selection of **6 cooking programmes** for different needs: from conventional to fan-assisted, from special pizza function to grilling and defrosting

Wide temperature setting up to 250° so to bake cakes at low temperature or meat and pizza at high temperature

Comfortable and safe side racks for wire shelves and baking trays

Cold oven door thanks to **triple glass oven door**Easiness of cleaning thanks to inner removable door glass and elegant **easy-to-clean**

54 lt oven cavity

Internal light

Suitable for any kind of kitchen furniture thanks to the external tangential cooling fan

Accessories: 2 wire shelves and 1 enamelled baking tray to be used to cook or to collect spillage fat

B0247SL/E

60cm

ITALIA

**MULTIFUNCTION ELECTRIC OVEN WITH 6 FUNCTIONS**Low energy consumption: **A Efficiency Class**Elegant **STAINLESS STEEL** aesthetics with **BLACK GLASS**

End-of-cooking programming thanks to cut-off timer

Selection of **6 cooking programmes** for different needs: from conventional to fan-assisted, from special pizza function to grilling and defrosting

Wide temperature setting up to 250° so to bake cakes at low temperature or meat and pizza at high temperature

Comfortable and safe side racks for wire shelves and baking trays

Cold oven door thanks to **triple glass oven door**Easiness of cleaning thanks to inner removable door glass and elegant **easy-to-clean**

54 lt oven cavity

Internal light

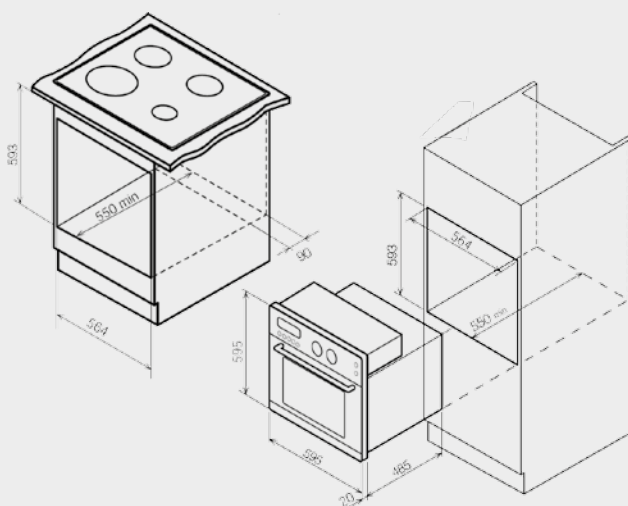
Suitable for any kind of kitchen furniture thanks to the external tangential cooling fan

Accessories: 2 wire shelves and 1 enamelled baking tray to be used to cook or to collect spillage fat

B0243ZW/E

60cm

ITALIA

**Static electric oven with 4 FUNCTIONS**Low energy consumption: **A Efficiency Class**Elegant **STAINLESS STEEL** aesthetics with **GLASS**

Minute minder to set the minutes of cooking

Selection of **4 cooking programmes** for different needs

Wide temperature setting up to 250°

Embossed inner side cavity

Well-isolated door thanks to **double glass oven door**Easiness of cleaning thanks to inner removable door glass and elegant **easy-to-clean** enamelled cavity

54 lt oven cavity

Internal light

Suitable for any kind of kitchen furniture thanks to the external tangential cooling fan

Accessories: 1 wire shelf and 1 enamelled baking tray to be used to cook or to collect spillage fat

For combinations,
check the end of the catalog

B0243MW/E

60cm

MICROWAVE

**Microwave oven with grill function**Large oven capacity **25 litres**Elegant **STAINLESS STEEL** aesthetics with **GLASS**

Push -button door

Electronic control operation

Main control button, red backlit

LED full programmer with red display

Big selection of **8 cooking programmes** for different needs:

microwave cooking, grill, combined microwave and grill, defrosting by weight, defrosting by time, automatic reheat, auto cooking programme, multi-cooking function

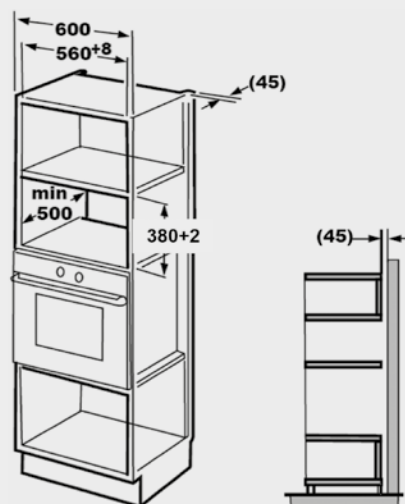
5 microwave power levels for all different programmes

Maximum microwave power 900W, maximum grill power 1000W

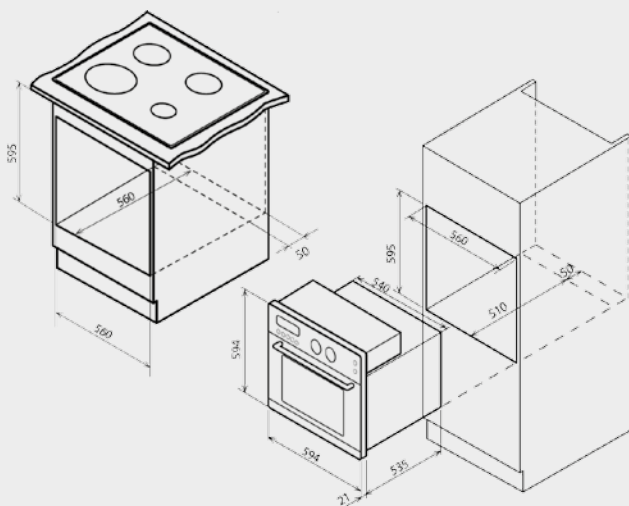
End of cooking buzzer**Childlock function**Easiness of cleaning thanks to the **STAINLESS STEEL** cavity

Internal light

Big crystal turning table, diameter 31.5 cm

Standard accessory for any kind of installation: **stainless steel oven frame** 595x400x388 mm (WxDxH)**CLOSE UP**

Available in Black colour



CLOSE UP



**For combinations,
check the end of the catalog**

MULTIFUNCTION ELECTRIC OVEN WITH 8 FUNCTIONS

Low energy consumption: **A Efficiency Class**

RETRÒ TURQUOISE enamelled aesthetics

End-of-cooking programming thanks to analogic timer

Big selection of **8 cooking programmes** for different needs: from conventional to fan-assisted, from special pizza function to grilling and defrosting

Wide temperature setting up to 250° so to bake cakes at low

temperature or meat and pizza at high temperature

Comfortable and safe side racks for wire shelves and baking trays

Cold oven door thanks to triple glass oven door

Easiness of cleaning thanks to inner removable door glass and elegant

easy-to-clean enamelled cavity

54 It oven cavity

Internal light

Suitable for any kind of kitchen furniture thanks to the external tangential cooling fan

Accessories: 2 wire shelves and 1 enamelled baking tray to be used to cook or to collect spillage fat

B0245WA/E

60cm

RETRÒ

**MULTIFUNCTION ELECTRIC OVEN WITH 8 FUNCTIONS**Low energy consumption: **A Efficiency Class**

RETRÒ GREY PLATINUM enamelled aesthetics

End-of-cooking programming thanks to analogic timer

Big selection of **8 cooking programmes** for different needs: from conventional to fan-assisted, from special pizza function to grilling and defrosting

Wide temperature setting up to 250° so to bake cakes at low temperature or meat and pizza at high temperature

Comfortable and safe side racks for wire shelves and baking trays

Cold oven door thanks to triple glass oven door

Easiness of cleaning thanks to inner removable door glass and elegant **easy-to-clean enamelled cavity**

54 lt oven cavity

Internal light

Suitable for any kind of kitchen furniture thanks to the external tangential cooling fan

Accessories: 2 wire shelves and 1 enamelled baking tray to be used to cook or to collect spillage fat

B0246WA/E

60cm

RETRÒ

**MULTIFUNCTION ELECTRIC OVEN WITH 8 FUNCTIONS**Low energy consumption: **A Efficiency Class**

RETRÒ CREAM enamelled aesthetics

End-of-cooking programming thanks to analogic timer

Big selection of **8 cooking programmes** for different needs: from conventional to fan-assisted, from special pizza function to grilling and defrosting

Wide temperature setting up to 250° so to bake cakes at low temperature or meat and pizza at high temperature

Comfortable and safe side racks for wire shelves and baking trays

Cold oven door thanks to triple glass oven door

Easiness of cleaning thanks to inner removable door glass and elegant **easy-to-clean enamelled cavity**

54 lt oven cavity

Internal light

Suitable for any kind of kitchen furniture thanks to the external tangential cooling fan

Accessories: 2 wire shelves and 1 enamelled baking tray to be used to cook or to collect spillage fat

B0243JG/L

60cm

ITALIA

**Fan-assisted GAS oven with gas grill**Elegant **STAINLESS STEEL** aesthetics with **GLASS**

End cooking programming thanks to electronic timer with 3 buttons

Wide temperature setting up to 250° so to bake cakes at low temperature or meat and pizza at high temperature

Gas oven burner can operate in **fan-assisted** or **static mode**

Comfortable and safe side racks for wire shelves and baking trays

Well-isolated door thanks to **double glass oven door**Easiness of cleaning thanks to elegant **easy-to-clean enamelled cavity**

54 lt oven cavity

Electronic ignition integrated in the knob, to always have a free hand

Flame Failure Device on oven and grill burners to cut-off gas supply in case of flame extinguishing

Internal light

Turnspit

Suitable for any kind of kitchen furniture thanks to the external tangential cooling fan

Accessories: 1 wire shelf and 1 enamelled baking tray to be used to cook or to collect spillage fat

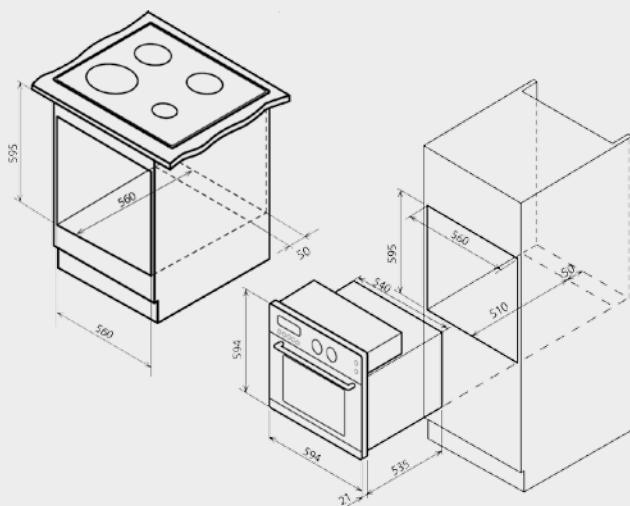
LPG preset

Natural gas conversion kit

Also available in the following versions: without turnspit

(B0243JD/L); fan-assisted gas oven with gas grill (B0243JE/L)

and static gas oven with electric grill (B0243JF/L)

**CLOSE UP**For combinations,
check the end of the catalog

B0243JC/L

60cm

ITALIA

**GAS oven with gas grill**Elegant **STAINLESS STEEL** aesthetics with **GLASS**

Minute minder to set the minutes of cooking

Wide temperature setting up to 250° so to bake cakes at low temperature or meat and pizza at high temperature

Embossed inner side cavity

Well-isolated door thanks to **double glass oven door**Easiness of cleaning thanks to elegant **easy-to-clean enameled cavity**

54 lt oven cavity

Electronic ignition integrated in the knob, to always have a free hand
Flame Failure Device on oven and grill burners to cut-off gas supply in case of flame extinguishing

Internal light

Turnspit

Suitable for any kind of kitchen furniture thanks to the external tangential cooling fan

Accessories: 1 wire shelf and 1 enameled baking tray to be used to cook or to collect spillage fat

LPG preset

Natural gas conversion kit

Available without turnspit **B0243JD/L****B0240JD/L**

60cm

ITALIA

**GAS oven with gas grill**Elegant aesthetics with **WHITE GLASS****B0247GE/L**

60cm

ITALIA

**GAS oven with electric grill**Elegant aesthetics with **BLACK GLASS**

B0246JB/L

60cm

RUSTICO

**GAS oven with gas grill****CREAM** enamelled aesthetics

Minute minder to set the minutes of cooking

Wide temperature setting up to 250° so to bake cakes at low temperature or meat and pizza at high temperature

Embossed inner side cavity

Well-isolated door thanks to **double glass oven door**Easiness of cleaning thanks to elegant **easy-to-clean** enamelled cavity

54 lt oven cavity

Electronic ignition integrated in the knob, to always have a free hand

Flame Failure Device on oven and grill burners to cut-off gas supply in case of flame extinguishing

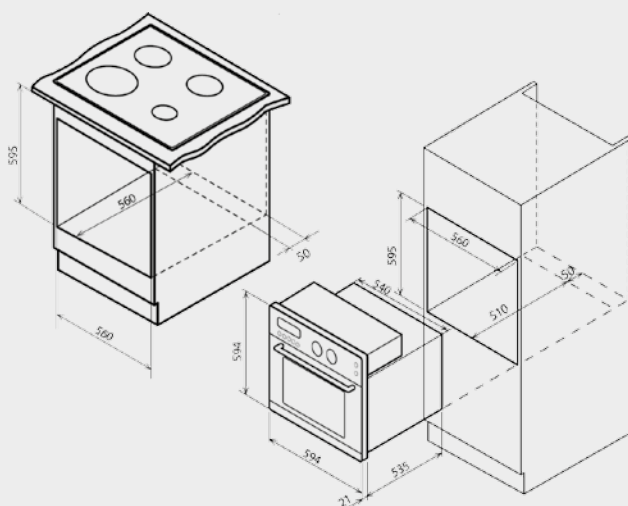

Internal light

Suitable for any kind of kitchen furniture thanks to the external tangential cooling fan

Accessories: 1 wire shelf and 1 enamelled baking tray to be used to cook or to collect spillage fat

LPG preset

Natural gas conversion kit

**CLOSE UP**For combinations,
check the end of the catalog

B0247JB/L

60cm

RUSTICO

**GAS oven with gas grill****ANTHRACITE** enamelled aesthetics

Minute minder to set the minutes of cooking

Wide temperature setting up to 250° so to bake cakes at low temperature or meat and pizza at high temperature

Embossed inner side cavity

Well-isolated door thanks to **double glass oven door**Easiness of cleaning thanks to elegant **easy-to-clean** enamelled cavity

54 lt oven cavity

Electronic ignition integrated in the knob, to always have a free hand

Flame Failure Device on oven and grill burners to cut-off gas supply in case of flame extinguishing

Internal light

Suitable for any kind of kitchen furniture thanks to the external tangential cooling fan

Accessories: 1 wire shelf and 1 enamelled baking tray to be used to cook or to collect spillage fat

LPG preset

Natural gas conversion kit

B0249JB/L

60cm

RUSTICO

**GAS oven with gas grill****COPPER** enamelled aesthetics

Minute minder to set the minutes of cooking

Wide temperature setting up to 250° so to bake cakes at low temperature or meat and pizza at high temperature

Embossed inner side cavity

Well-isolated door thanks to **double glass oven door**Easiness of cleaning thanks to elegant **easy-to-clean** enamelled cavity

54 lt oven cavity

Electronic ignition integrated in the knob, to always have a free hand

Flame Failure Device on oven and grill burners to cut-off gas supply in case of flame extinguishing

Internal light

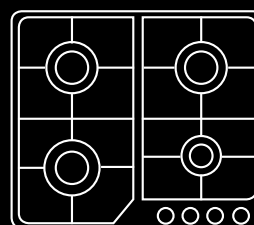
Suitable for any kind of kitchen furniture thanks to the external tangential cooling fan

Accessories: 1 wire shelf and 1 enamelled baking tray to be used to cook or to collect spillage fat

LPG preset

Natural gas conversion kit

Built in hob



HOT TOMATO SAUCE



■ ■ A real classic of the Italian cuisine: use fresh cherry tomatoes, extra virgin olive oil, fresh chili pepper, garlic, salt and some leaves of fresh basil. The heat of our hobs will do the rest. ■ ■

The cooking hob is for sure the element in the kitchen which tells more about the culinary culture of a country. Depending on the type of food to be prepared, the energy source available, the cooking methods, the cooking tools chosen, the traditions innate in each culture, we can surely state that almost every country has got its favourite cooking hob.

So is in Italy where 92% of sales are gas hobs and we easily understand the reason why: the Italian cuisine needs different cooking types which only the flexible flame adjustment allows: from quickly stir-frying onion in the pan, then immediately followed by a low-heat cooking of the same sauce or meat, to fast heating-up of soup to the boiling point to then let it simmer four hours long at a minimal flame. That's how big chefs of Italian cuisine work and that's the reason why Bompani offers a very wide range of gas hobs, in order to meet everybody's taste or need for specific colours and dimensions.

But we didn't lose sight of the latest state-of-the-art technology and market trends. Therefore we also offer a versatile range of induction hobs, the ultimate innovation in terms of cooking methods. Here thanks to a magnetic field, it's the saucepan to become hot, not the hob. The efficiency is very high: almost 90% of the absorbed energy is transformed into heat. And this happens in a very short time: just 8 minutes are enough to make 2 litres water boiling.

And then again traditional electric hobs, modular domino hobs to combine different cooking methods and a Teppan Yaki plate, to be inspired by the healthiest Japanese cooking tradition.

Now it's you who have to decide.



B0293MQ/N

90cm

SKYLINE *Filo***GAS HOB - SEMIFLUSH INSTALLATION**Versatile **STAINLESS STEEL** aesthetics

Width 90cm

Heavy-duty cast-iron pan supports

Front controls to enjoy a wider cooking surface

5 burners: 1 powerful triple ring burner for fast heating-up, 1 rapid for high-heat cooking,

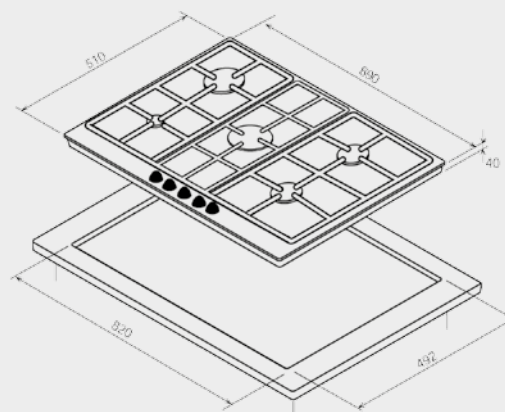
2 semi-rapid for intense and long-lasting cooking, 1 auxiliary for simmering

Electronic ignition integrated in the knob, to always have a free hand

Flame Failure Device on all burners to cut-off gas supply in case of flame extinguishing

Natural gas preset

LPG conversion kit



B0213NB/N

60cm

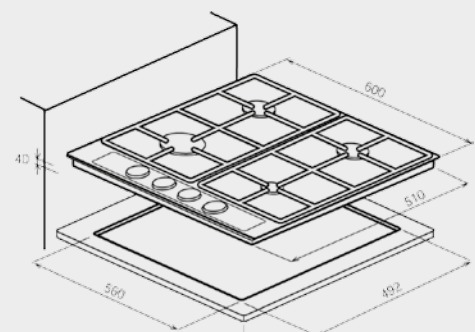
SKYLINE *Filo***GAS HOB - SEMIFLUSH INSTALLATION**Versatile **STAINLESS STEEL** aestheticsWidth **60cm****Heavy-duty cast-iron** pan supports**Front controls** to enjoy a wider cooking surface**4 burners:** 1 powerful triple ring burner for fast heating-up, 2 semi-rapid for intense and long-lasting cooking, 1 auxiliary for simmering

Electronic ignition integrated in the knob, to always have a free hand

Flame Failure Device on all burners to cut-off gas supply in case of flame extinguishing

Natural gas preset

LPG conversion kit

Available without triple crown **B0213NA/L**

B0267RC/E

38cm

SKYLINE

**SKYLINE TEPPAN YAKI**Elegant **STAINLESS STEEL** and **GLASS** aesthetics**Width 38 cm****STAINLESS STEEL Teppan Yaki** hob with ceramic frame, ideal to cook and grill fatless as per ancient Japanese tradition**Front controls**

1 single cooking zone with maxim power of 2500W

9 power levels for different cooking levels:

1-2 to keeping cooked food warm

2-4 to steam fruit e.g. sliced apple, peach, banana

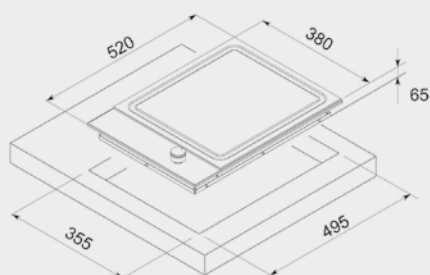
5 to gentle stir fry chopped/sliced vegetables e.g. zucchini, carrots, eggplants

6 to cook delicate fish

7 to cook in succession meat, fish, fried eggs

9 to roast potato pancakes, prawns, cobs

Residual heat indicator

**B0342BA/E**

38cm

SKYLINE

**SKYLINE INDUCTION BRIDGE**Elegant **BLACK CERAMIC** aesthetics**Width 38 cm****Touch-screen user-friendly front controls with sliders****2 induction zones:**

2 square cooking zones 2100W reaching 3700W during the special BOOSTER function

Special **BRIDGE function** on both zones: it can be operated when both zones are on and allows to use the full cooking surface of the hob with any kind of pot

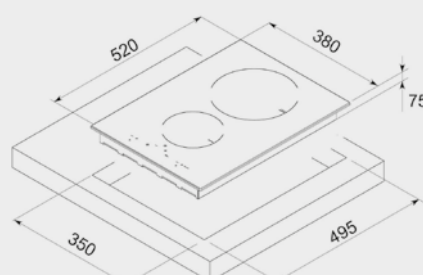
9 power levels for any kind of cooking level, from simmering to the most intense one

Cooking end timer function

BOOSTER function for quick heating-up**Automatic pot detection** function, the zone starts to heat up only when pot is detected to touch the hob surface**Childlock** function by simple pressing of KEY button**3 preset heating levels** at 42° / 70° / 94°C can be selected**Pause function** for a maximum time of 10 minutes in case of overheating**Automatic stop** of cooking zone **when a certain preset time is reached**, different depending on power level (from 1.5 hours max at level 6 or up, to 6 hours max at level 1 and 2). To prevent mistakes or forgetfulness

Residual heat indicator on induction zone

Function warm keeping



B0341WA/E

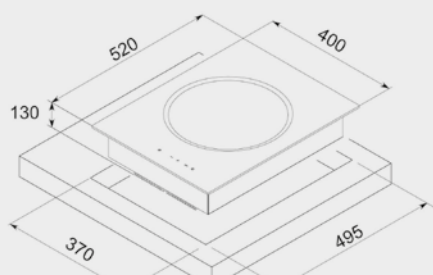
40cm

SKYLINE

**SKYLINE INDUCTION WOK**Elegant **BLACK CERAMIC** aestheticsWidth **40 cm****Touch-screen user-friendly front controls**1 round cooking zone for **wok** with 30cm diameter, 2400W reaching 3000W during the special **BOOSTER** function

9 power levels for any kind of cooking level, from simmering to the most intense one

Cooking end timer function

BOOSTER function for quick heating-up**Childlock** function by simple pressing of **KEY** button**B0267SC/N**

38cm

SKYLINE

**GAS HOB - SKYLINE CRYSTAL**Elegant **BLACK TEMPERED GLASS** aestheticsWidth **38cm****Heavy-duty cast iron** single pan supports**Front controls** to enjoy a wider cooking surface**2 burners:** 1 rapid burner for high-heat cooking, 1 semi-rapid for intense

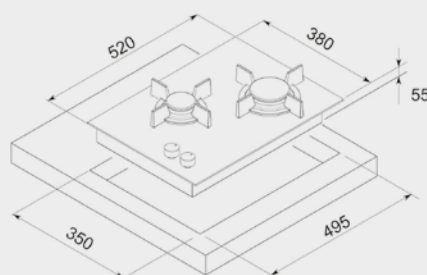
and long-lasting cooking

Electronic ignition integrated in the knob, to always have a free hand

Flame Failure Device on all burners to cut-off gas supply in case of flame extinguishing

Natural gas preset

LPG conversion kit



B0293MG/N

90cm

ITALIA

**GAS HOB**Versatile **STAINLESS STEEL** aestheticsWidth **90cm****Heavy-duty cast-iron** pan supports**Front controls** to enjoy a wider cooking surface**5 burners:** 1 powerful triple ring burner for fast heating-up, 1 rapid for high-heat cooking, 2 semi-rapid for intense and long-lasting cooking,

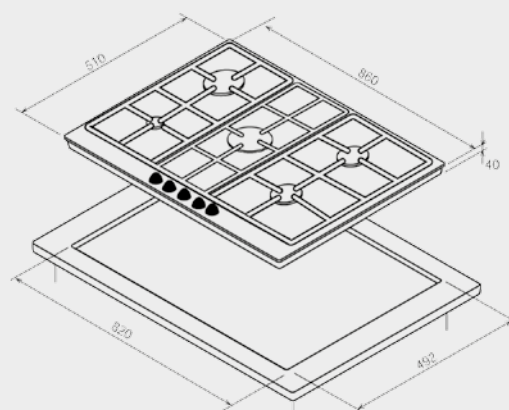
1 auxiliary for simmering

Electronic ignition integrated in the knob, to always have a free hand

Flame Failure Device on all burners to cut-off gas supply in case of flame extinguishing

Natural gas preset

LPG conversion kit



B0293MN/L

90cm

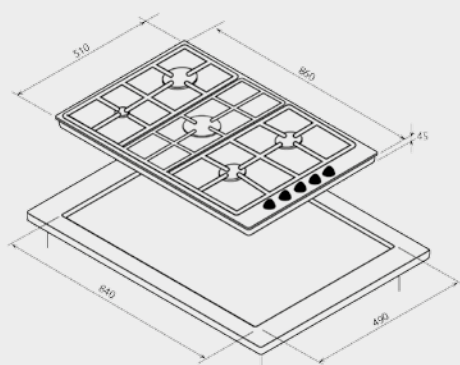
ITALIA *Diva***GAS HOB**Versatile **STAINLESS STEEL** aestheticsWidth **90cm****Heavy-duty cast-iron** pan supports

Side controls

5 burners: 1 powerful triple ring burner for fast heating-up, 1 rapid for high-heat cooking, 2 semi-rapid for intense and long-lasting cooking, 1 auxiliary for simmering

Electronic ignition integrated in the knob, to always have a free hand
Flame Failure Device on all burners to cut-off gas supply in case of flame extinguishing

Available with enamelled pan supports

B0293MU/L**B0293GJ/L**

90cm

ITALIA *Diva***GAS HOB**Versatile **STAINLESS STEEL** aestheticsWidth **90cm**

Glossy black enamelled pan supports

Side controls

4 burners: 1 rapid for high-heat cooking, 2 semi-rapid for intense and long-lasting cooking, 1 auxiliary for simmering

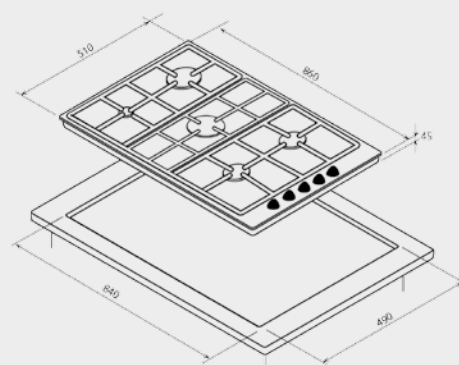
Electronic ignition integrated in the knob, to always have a free hand
Flame Failure Device on all burners to cut-off gas supply in case of flame extinguishing

2 cooking zones with electric solid plates:

1 front RAPID one with 2000 W power, size Ø 180 for a quick heating-up

1 rear RAPID one with 1500W power, size Ø 145 for simmering

Available without flame failure device

B0293GI/L

B0213MC/N

60cm

ITALIA

**GAS HOB**Versatile **STAINLESS STEEL** aestheticsWidth **60cm****Heavy-duty cast-iron** pan supports**Front controls** to enjoy a wider cooking surface**4 burners:** 1 powerful triple ring burner for fast heating-up, 2 semi-rapid

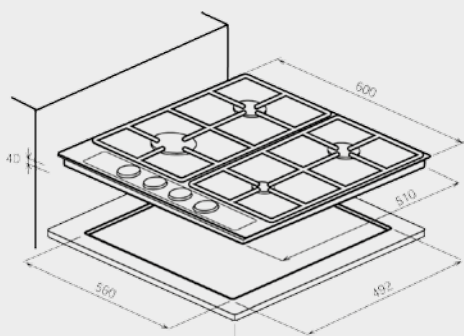
for intense and long-lasting cooking, 1 auxiliary for simmering

Electronic ignition integrated in the knob, to always have a free hand
Flame Failure Device on all burners to cut-off gas supply in case of

flame extinguishing

Natural gas preset

LPG conversion kit

**B0213MB/N**

60cm

ITALIA

**GAS HOB**Versatile **STAINLESS STEEL** aestheticsWidth **60cm****Heavy-duty cast-iron** pan supports**Front controls** to enjoy a wider cooking surface**4 burners:** 1 rapid for high-heat cooking, 2 semi-rapid for intense

and long-lasting cooking, 1 auxiliary for simmering

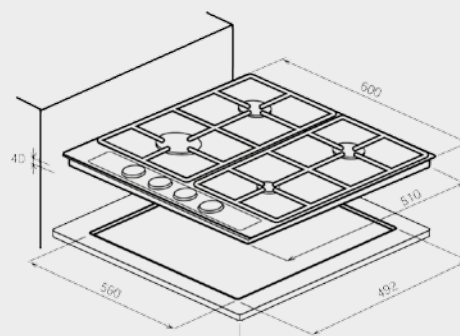
Electronic ignition integrated in the knob, to always have a free hand
Flame Failure Device on all burners to cut-off gas supply in case of

flame extinguishing

Natural gas preset

LPG conversion kit

Available with enamelled pan supports:

B0213MA/L

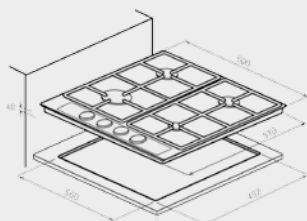
B0213LE/L

60cm

ITALIA *Diva***GAS HOB - SEMIFLUSH INSTALLATION**Versatile **STAINLESS STEEL** aestheticsWidth **60cm****Heavy-duty cast-iron** pan supports**Front controls** to enjoy a wider cooking surface

4 burners: 1 powerful triple ring burner for fast heating-up, 2 semi-rapid for intense and long-lasting cooking, 1 auxiliary for simmering
Electronic ignition integrated in the knob, to always have a free hand
Flame Failure Device on all burners to cut-off gas supply in case of flame extinguishing

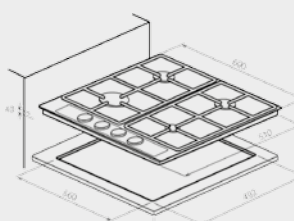
Available with enamelled pan supports:

B0213LA/N**B0253JD/E**

60cm

ITALIA *Diva***GAS HOB**Versatile **STAINLESS STEEL** aestheticsWidth **60cm****Heavy-duty cast-iron** pan supports**Front controls** to enjoy a wider cooking surface

4 burners: 1 rapid for high-heat cooking, 2 semi-rapid for intense and long-lasting cooking, 1 auxiliary for simmering
Electronic ignition integrated in the knob, to always have a free hand
Flame Failure Device on all burners to cut-off gas supply in case of flame extinguishing

**BI213CL/N**

60cm

ESSENTIAL

**GAS HOB**Versatile **STAINLESS STEEL** aestheticsWidth **60cm**

Glossy black-enamelled pan supports

Side controls to enjoy a deeper cooking surface

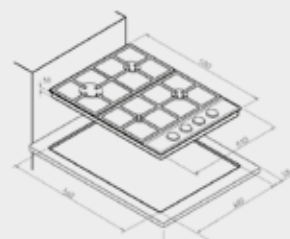
4 burners: 1 rapid for high-heat cooking, 2 semi-rapid for intense and long-lasting cooking, 1 auxiliary for simmering

Electronic ignition integrated in the knob, to always have a free hand

Flame Failure Device on all burners to cut-off gas supply in case of flame extinguishing

Natural gas preset


LPG conversion kit



B0297VF/L

90cm

SKYLINE

**GAS HOB**

Tempered CRYSTAL BLACK aesthetics

Width 90cm

Heavy-duty cast-iron pan supports

Front controls to enjoy a wider cooking surface

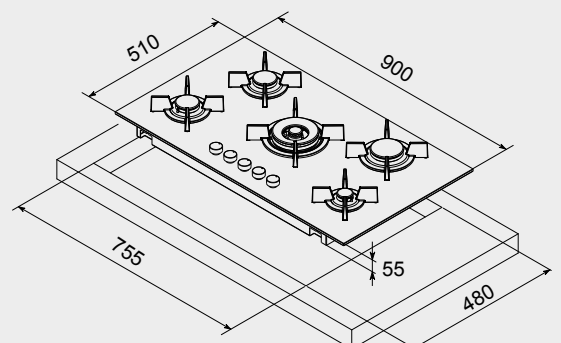
5 burners: 1 powerful triple ring burner for fast heating-up, 1 rapid for high-heat cooking, 2 semi-rapid for intense and long-lasting cooking, 1 auxiliary for simmering

Electronic ignition integrated in the knob, to always have a free hand

Flame Failure Device on all burners to cut-off gas supply in case of flame extinguishing

LPG preset

Natural gas conversion kit



B0217VF/L

60cm

SKYLINE

**GAS HOB**Tempered **CRYSTAL BLACK** aesthetics

Width 60cm

Heavy-duty cast-iron pan supports

Front controls to enjoy a wider cooking surface

4 burners: 1 rapid for high-heat cooking, 2 semi-rapid for intense and long-lasting cooking, 1 auxiliary for simmering

Electronic ignition integrated in the knob, to always have a free hand
Flame Failure Device on all burners to cut-off gas supply in case of flame extinguishing

LPG preset

Natural gas conversion kit

B0237VA/L

60cm

SKYLINE

**GAS HOB WITH ELECTRIC PLATE**Tempered **CRYSTAL BLACK** aesthetics

Width 60cm

Heavy-duty cast-iron pan supports

Front controls to enjoy a wider cooking surface

3 burners: 1 rapid for high-heat cooking, 1 semi-rapid for intense and long-lasting cooking, 1 auxiliary for simmering

Electronic ignition integrated in the knob, to always have a free hand
Flame Failure Device on all burners to cut-off gas supply in case of flame extinguishing

1 rear left RAPID electric solid plate with 1500 W power, size Ø 145 for a quick heating-up

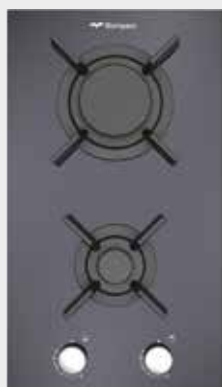
LPG preset

Natural gas conversion kit

B0267VA/L

30cm

SKYLINE

**GAS HOB**Tempered **CRYSTAL BLACK** aesthetics

Width 30cm

Heavy-duty cast-iron pan supports

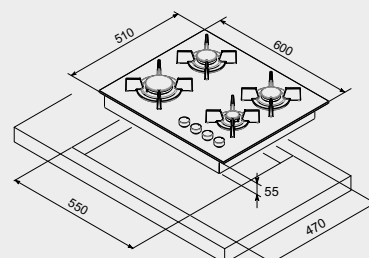
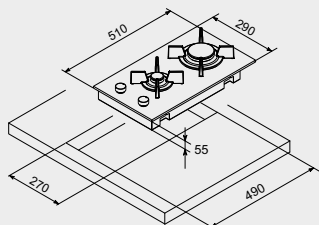
Front controls to enjoy a wider cooking surface

2 burners: 1 rapid for high-heat cooking, 1 auxiliary for simmering

Electronic ignition integrated in the knob, to always have a free hand
Flame Failure Device on all burners to cut-off gas supply in case of flame extinguishing

LPG preset

Natural gas conversion kit



B0212MA/N

60cm

RETRÒ

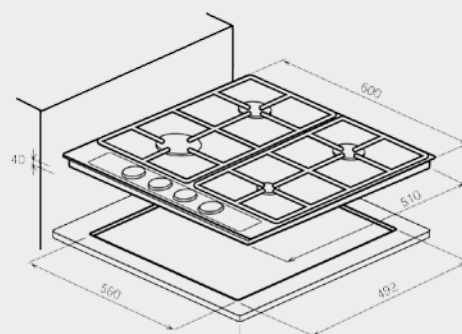
**GAS HOB****RETRÒ TURQUOISE enamelled** aestheticsWidth **60cm****Heavy-duty cast-iron** pan supports**Front controls** to enjoy a wider cooking surface**4 burners:** 1 rapid for high-heat cooking, 2 semi-rapid for intense and long-lasting cooking, 1 auxiliary for simmering

Electronic ignition integrated in the knob, to always have a free hand

Flame Failure Device on all burners to cut-off gas supply in case of flame extinguishing

Natural gas preset

LPG conversion kit



B0215MA/N

60cm

RETRÒ

**GAS HOB**

RETRÒ PLATINUM GREY enamelled aesthetics

Width 60cm

Heavy-duty cast-iron pan supports

Front controls to enjoy a wider cooking surface

4 burners: 1 rapid for high-heat cooking, 2 semi-rapid for intense and long-lasting cooking, 1 auxiliary for simmering

Electronic ignition integrated in the knob, to always have a free hand
Flame Failure Device on all burners to cut-off gas supply in case of flame extinguishing

Natural gas preset

LPG conversion kit

B0216MB/N

60cm

RETRÒ

**GAS HOB**

RETRÒ CREAM enamelled aesthetics

Width 60cm

Heavy-duty cast-iron pan supports

Front controls to enjoy a wider cooking surface

4 burners: 1 rapid for high-heat cooking, 2 semi-rapid for intense and long-lasting cooking, 1 auxiliary for simmering

Electronic ignition integrated in the knob, to always have a free hand
Flame Failure Device on all burners to cut-off gas supply in case of flame extinguishing

Natural gas preset

LPG conversion kit

B0296MB/N

90cm

RUSTICO

**GAS HOB****CREAM** enamelled aesthetics

Width 90cm

Heavy-duty cast-iron pan supports

Front controls to enjoy a wider cooking surface

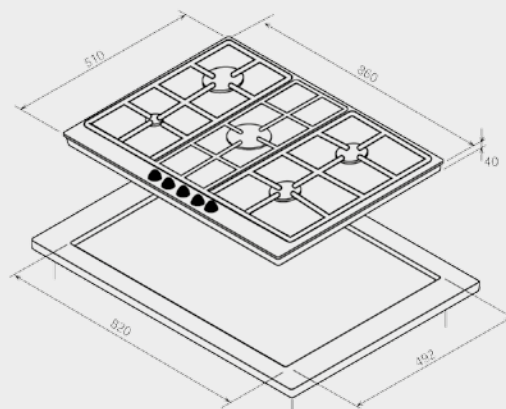
5 burners: 1 powerful triple ring burner for fast heating-up, 1 rapid for high-heat cooking, 2 semi-rapid for intense and long-lasting cooking, 1 auxiliary for simmering

Electronic ignition integrated in the knob, to always have a free hand

Flame Failure Device on all burners to cut-off gas supply in case of flame extinguishing

Natural gas preset

LPG conversion kit



B0297MB/N

90cm

RUSTICO

**GAS HOB****ANTHRACITE** enamelled aesthetics

Heavy-duty cast-iron pan supports

Front controls to enjoy a wider cooking surface

5 burners: 1 powerful triple ring burner for fast heating-up, 1 rapid for high-heat cooking, 2 semi-rapid for intense and long-lasting cooking, 1 auxiliary for simmering

Electronic ignition integrated in the knob, to always have a free hand

Flame Failure Device on all burners to cut-off gas supply in case of

flame extinguishing

Natural gas preset

LPG conversion kit

B0299MB/N

90cm

RUSTICO

**GAS HOB****COPPER** aesthetics

Width 90cm

Heavy-duty cast-iron pan supports

Front controls to enjoy a wider cooking surface

5 burners: 1 powerful triple ring burner for fast heating-up, 1 rapid for high-heat cooking, 2 semi-rapid for intense and long-lasting cooking, 1 auxiliary for simmering

Electronic ignition integrated in the knob, to always have a free hand

Flame Failure Device on all burners to cut-off gas supply in case of flame extinguishing

Natural gas preset

LPG conversion kit

B0216MA/N

60cm

RUSTICO

**GAS HOB****CREAM** enamelled aesthetics

Heavy-duty cast-iron pan supports

Front controls to enjoy a wider cooking surface

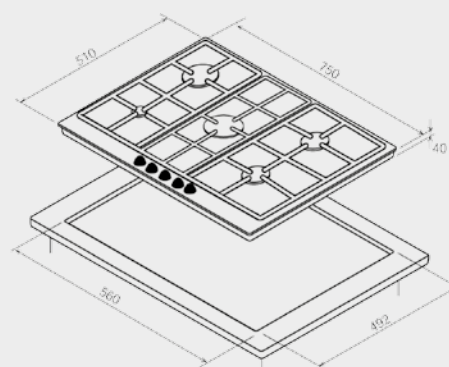
4 burners: 1 rapid for high-heat cooking, 2 semi-rapid for intense and long-lasting cooking, 1 auxiliary for simmering

Electronic ignition integrated in the knob, to always have a free hand

Flame Failure Device on all burners to cut-off gas supply in case of flame extinguishing

Natural gas preset

LPG conversion kit



B0217MA/N

60cm

RUSTICO

**GAS HOB****ANTHRACITE** enamelled aesthetics

Width 60cm

Heavy-duty cast-iron pan supports

Front controls to enjoy a wider cooking surface

4 burners: 1 rapid for high-heat cooking, 2 semi-rapid for intense and long-lasting cooking, 1 auxiliary for simmering

Electronic ignition integrated in the knob, to always have a free hand

Flame Failure Device on all burners to cut-off gas supply in case of

flame extinguishing

Natural gas preset

LPG conversion kit

B0219MA/N

60cm

RUSTICO

**GAS HOB****COPPER** aesthetics

Heavy-duty cast-iron pan supports

Front controls to enjoy a wider cooking surface

4 burners: 1 rapid for high-heat cooking, 2 semi-rapid for intense and long-lasting cooking, 1 auxiliary for simmering

Electronic ignition integrated in the knob, to always have a free hand

Flame Failure Device on all burners to cut-off gas supply in case of

flame extinguishing

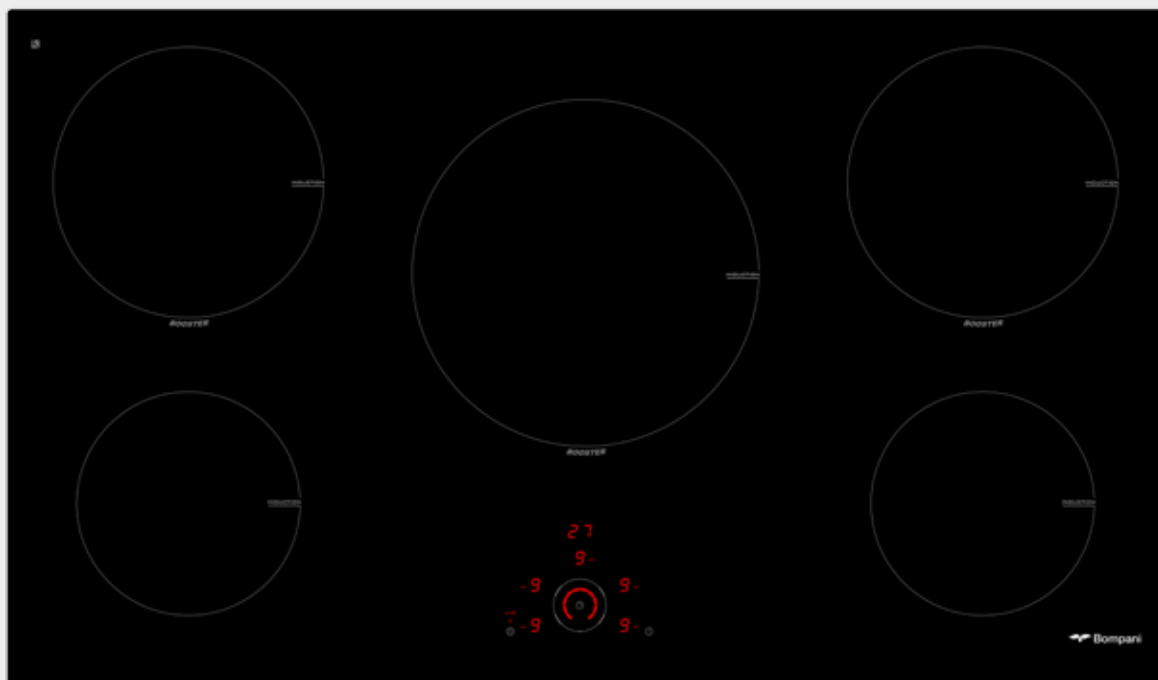
Natural gas preset

LPG conversion kit

B0395AA/E

90cm

INDUCTION

**INDUCTION HOB**Elegant **BLACK CERAMIC** aestheticsWidth **90cm****Touch-screen user-friendly front controls****5 induction cooking zones:**

2 power zones with 2300W power (reaching 3000W during BOOSTER function), size Ø 200 for a quick heating-up

1 central power zone with 2300W power (reaching 3000W during BOOSTER function), size Ø 250 for a quick heating-up

2 power zones with 1400W power, size Ø 160 for simmering

9 power levels for any kind of cooking level, from simmering to the most intense one

Cooking end timer function

BOOSTER function for quick heating-up

Pause / Recall function

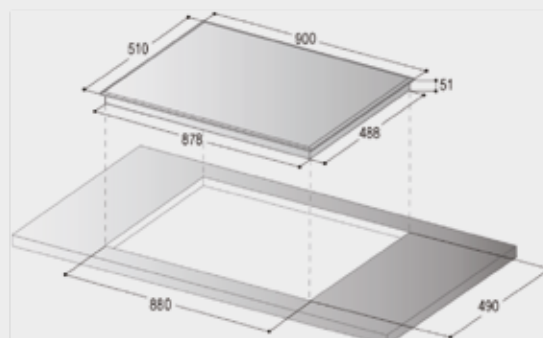
Automatic pot detection function, the zone starts to heat up only when pot is detected to touch the hob surface

Childlock function by simple pressing of KEY button

Automatic stop of cooking zone when a certain preset time is reached, different depending on power level (from 1.5 hours max at level 6 or up, to 6 hours max at level 1 and 2). To prevent mistakes or forgetfulness

Overflow device

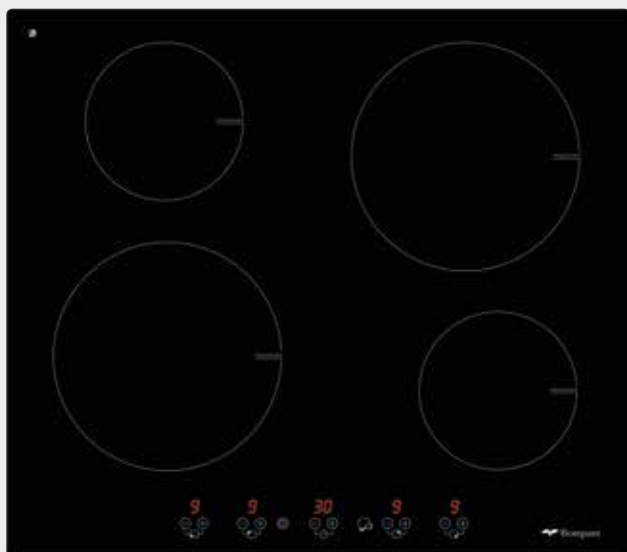
Residual heat indicator on induction zone



B0364AA/E

60cm

INDUCTION

**INDUCTION HOB**Elegant **BLACK CERAMIC** aestheticsWidth **60cm****Touch-screen user-friendly front controls****4 induction cooking zones:**

2 power zones with 1500W power (reaching 2000W during BOOSTER function),

size Ø 210 for a quick heating-up

2 power zones with 1200W power (reaching 1600W during BOOSTER function),

size Ø 145 for simmering

9 power levels for any kind of cooking level, from simmering to the most intense one

Cooking end timer function

BOOSTER function for quick heating-up**Power Management Function up to 2.8 kW**, to prevent annoying power

cut-off caused by overloading

Automatic pot detection function, the zone starts to heat up only when pot

is detected to touch the hob surface

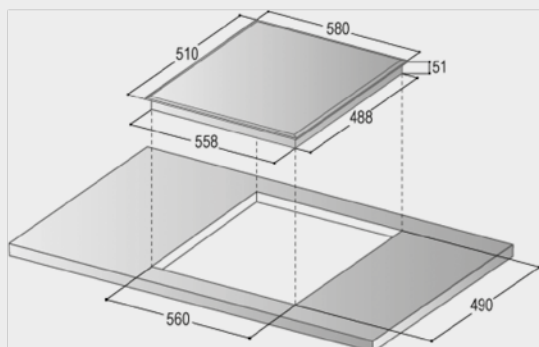
Childlock function by simple pressing of KEY button**Automatic stop** of cooking zone **when a certain preset time is reached**,

different depending on power level (from 1.5 hours max at level 6 or up, to 6

hours max at level 1 and 2). To prevent mistakes or forgetfulness


Overflow device

Residual heat indicator on induction zone

**B0332AA/E**

30cm

INDUCTION

**INDUCTION HOB**Elegant **BLACK CERAMIC** aestheticsWidth **30cm****Touch-screen user-friendly front controls****2 induction cooking zones:**


1 power zone with 1500W power (reaching 2000W during BOOSTER function), size Ø 210 for a quick heating-up

1 power zone with 1200W power (reaching 1600W during BOOSTER function), size Ø 145 for simmering

B0283AB/E

90cm

CERAMIC

**ELECTRIC CERAMIC HOB**

Elegant **BLACK CERAMIC** with **INOX** frame aesthetics

Front controls with knobs

5 HI-LIGHT cooking zones:

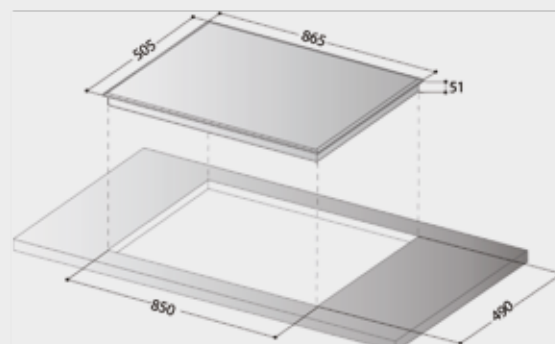
2 power zones with 1200W power, size Ø 145

1 power zone with 1800W power, size Ø 180

1 power zone with 2100W power, size Ø 230

1 round double power zone with 1100W power (reaching 2500W during **BOOSTER** function), size Ø 250 / 130 for a quick heating-up

Residual heat indicator on controls



B0273TD/E

60cm

CERAMIC

**ELECTRIC CERAMIC HOB**Elegant **BLACK CERAMIC** with **INOX** frame aesthetics**Touch-screen** user-friendly lateral controls**4 HI-LIGHT cooking zones:**

2 power zones with 1200W power, size Ø 145

2 power zones with 1800W power, size Ø 180


Child lock function

Residual heat indicator on controls

B0273AE/E

60cm

CERAMIC

**ELECTRIC CERAMIC HOB**Elegant **BLACK CERAMIC** with **INOX** frame aesthetics

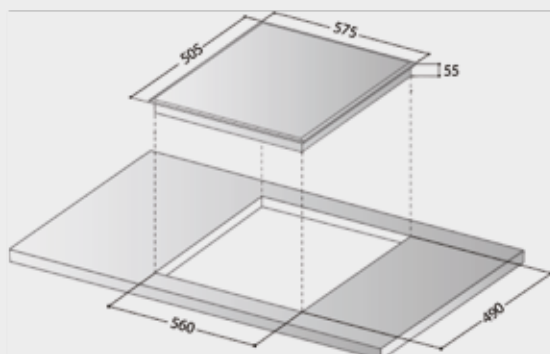
Lateral controls with knobs

4 HI-LIGHT cooking zones:

2 power zones with 1200W power, size Ø 145

2 power zones with 1800W power, size Ø 180


Residual heat indicator



B0263AA/E

30cm

CERAMIC

**ELECTRIC CERAMIC HOB**

Elegant **BLACK CERAMIC** frameless aesthetics

Touch-screen user-friendly front controls

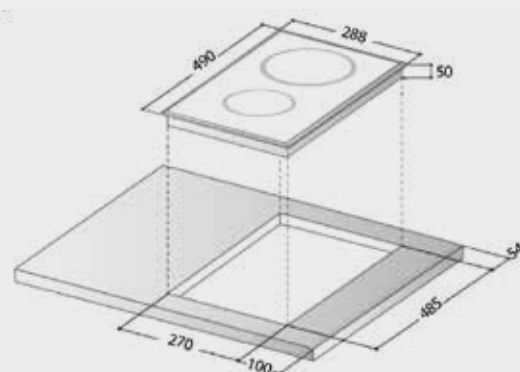
2 HI-LIGHT cooking zones:

1 power zone with 1200W power, size Ø 145

1 power zone with 1800W power, size Ø 180

Child lock function

Residual heat indicator on controls



B0263PA/E

30cm

ITALIA

**ELECTRIC CERAMIC HOB**Elegant **BLACK CERAMIC** with **INOX** frame aesthetics

Front controls with knobs

2 HI-LIGHT cooking zones:

1 power zone with 1200W power, size Ø 145

1 power zone with 1800W power, size Ø 180

B0267PA/E

30cm

ITALIA *Divia***ELECTRIC CERAMIC HOB**Elegant **BLACK CERAMIC** with **BLACK** frame aesthetics

Front controls with knobs

2 HI-LIGHT cooking zones:

1 power zone with 1200W power, size Ø 145

1 power zone with 1800W power, size Ø 180

B0263LF/N

30cm

ITALIA *Divia***GAS HOB**Versatile **STAINLESS STEEL** aesthetics

Width 30cm

Heavy-duty cast-iron pan supports

Front controls to enjoy a wider cooking surface

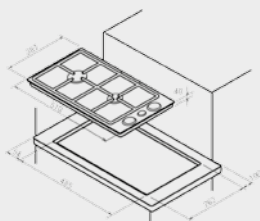
2 burners: 1 rapid for high-heat cooking, 1 auxiliary for simmering

Electronic ignition integrated in the knob, to always have a free hand

Flame Failure Device on all burners to cut-off gas supply in case of flame extinguishing

Natural gas preset

LPG conversion kit

**B0263EB/E**

30cm

ITALIA *Divia***ELECTRIC HOB**Versatile **STAINLESS STEEL** aesthetics

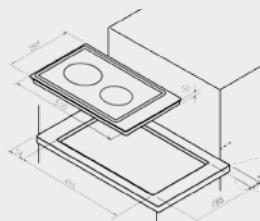
Width 30cm

Front controls


2 cooking zones with electric solid plates:

1 rear **RAPID** one with 2000 W power, size Ø 180 for a quick heating-up

1 front one with 1500W power, size Ø 145 for simmering



Refrigerator





IL SEMIFREDDO / SEMIFREDDO

Choose your favourite recipe, a good trick is to use only half-whipped cream. Bompani freezers are always at four stars, thus assuring a correct food freezing.

With the Bompani range of built-in refrigerators, technology is on hand every day. And priority is nowadays to save energy.

Bompani built-in refrigerators are in A+ Energy Class which means 30% energy saving in comparison with an A Class. You immediately realize the benefit of an A+ product, if you calculate that the energy consumption for the refrigerator usually represents 25% of the overall home energy consumption.

But from a refrigerator you also expect a good food preservation.

For this reason the refrigerator is divided into different compartments, each having a different temperature and being destined to different food: the top shelves for eggs, creams and dairy products, the middle ones for prepared food, while the bottom shelf, just upon the salad crispers, which is the chilliest point of the fridge, is best to place raw meat, fish or poultry. The door bottle racks are the hottest part of the fridge and are suitable just for drinks and cans where a light refrigeration is enough.

From a reliable freezer you do expect a correct fresh food freezing. All freezers in our Bompani refrigerators have 4 stars, the highest class ensuring a quick food freezing, thus preventing ice macro crystals from forming inside food cells and damage their quality.

.... And if you want to give an extra touch of design to your kitchen, choose a colourful Free-standing refrigerator from the latest Bompani collections Retrò and Krystal.





Combined built-in refrigerator: with big fridge compartment on top and capacious freezer compartment below

Low energy consumption: **A+ Energy class** (30% energy saving against A Class)

Suitable also for hot climate: Climatic Class N (from 16 °C to 32 °C)

Reversible right- or left-hand door opening according to everyone's needs

Total gross / net volume: 235 / 226 lt

Refrigerator gross / net volume: 160 / 158 lt

Freezer gross / net volume: 75 / 68 lt

REFRIGERATOR COMPARTMENT

4 removable glass shelves, three of which height-adjustable

2 fruit and salad crispers

4 transparent bottle and can racks

1 egg rack

Automatic defrost

FREEZER COMPARTMENT

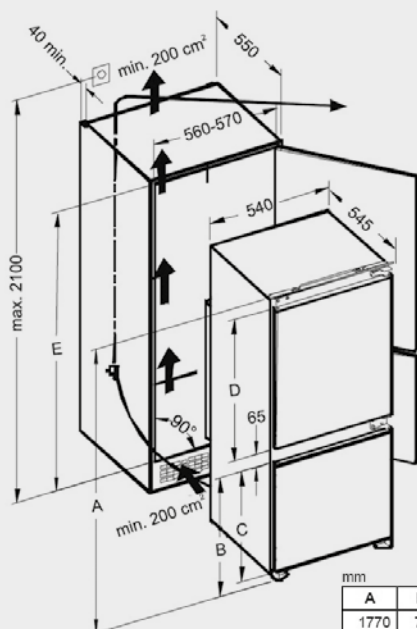
4 stars, the highest class ensuring a quick fresh food freezing and a correct preservation of frozen food

3 capacious drawers

1 ice cube tray

Manual defrost

Product dimensions (LxPxH): cm 54x54,5x177



mm				
A	B	C	D	E
1770	772	684	934	1770-1790



Double door built-in refrigerator: with eye-level freezer compartment and capacious fridge compartment below
 Low energy consumption: **A+ Energy class** (30% energy saving against A Class)

Suitable also for hot climate: Climatic Class N (from 16 °C to 32 °C)
 Reversible right- or left-hand door opening according to everyone's needs

Total gross / net volume: 217 / 214 lt

Refrigerator gross / net volume: 179 / 176 lt

Freezer gross / net volume: 38 / 38 lt

REFRIGERATOR COMPARTMENT

4 removable glass shelves, three of which height-adjustable

2 fruit and salad crispers

4 transparent bottle and can racks

1 egg rack

Automatic defrost

FREEZER COMPARTMENT

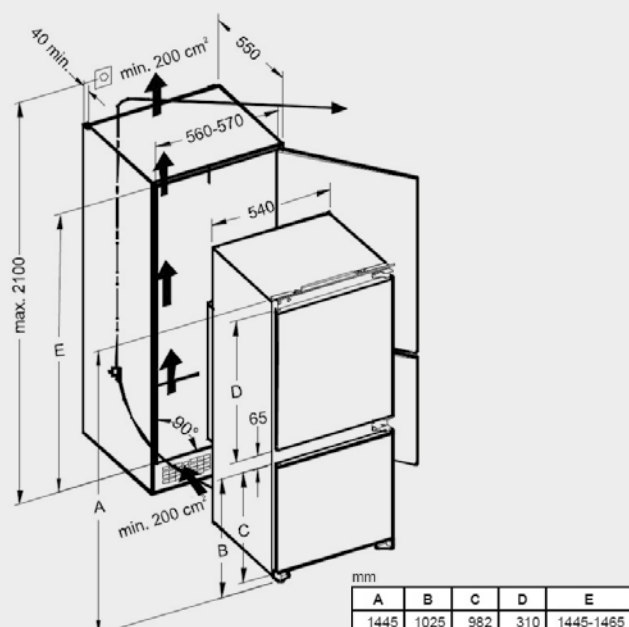
4 stars, the highest class ensuring a quick fresh food freezing and a correct preservation of frozen food

2 shelves


1 ice cube tray

Manual defrost

Product dimensions (LxPxH): cm 54x54,5x144,5



Washing



ECO-SUSTAINABILITY FIRST OF ALL



Passion for good cuisine means for us in Bompani to respect environment. All our products are designed to guarantee the best energy efficiency and the lowest possible impact on the environment.

The latest two big home appliances that have entered our domestic world are the dish-washer and the laundry dryer.

The dish-washer use has been opposed in many countries by the widespread habit to hand wash dishes but the benefits of its usage don't need to be proven. In addition to the fact of being time saving, its most evident feature is given by low consumption. Low water consumption, first of all: to wash crockery for a 12 guests dinner, today with the ultimate Bompani dish-washers only 10-12 litres water are enough against the 70 (!) needed to hand wash it. And low energy consumption, because saving water means also saving the energy needed to heat it up, from 40° to 70° C according to the washing programme set. In the Bompani dishwashers the lower consumption is certified by the Energy efficiency A++ and A+, thus allowing respectively a 20% and a 10% saving with respect to A Class. On the other hand our A/A Class in Washing and Drying efficiency guarantees the ultimate drying without residual water in the tank and the best washing results. The second big appliance that has become essential in our homes is the laundry dryer. Irrespective of whether you live in a wet climate or not, if you are used to clothes racks or lines to dry your clothes, if you have a big or small family, the dryer can change your domestic life, making you save a lot of time in drying, first of all, and in ironing, in the second place. You get your clothes dry, soft and ready-to-wear in a couple of hours instead of a couple of days, as it's the case in cold seasons, and you save the ironing time which in Italy, for example, means an average time of 3 hours per week with an average energy cost of about 18 € per week. The latest Bompani washer dryer model combines the highest features of an excellent dryer with those of a premium quality washing machine. With special programmes for wool, colours, jeans and sportswear. Let you revolutionise your domestic habits by giving way to these smart Bompani appliances!





Fully integrated **60cm** dishwasher

Low energy consumption: **Energy efficiency A++** (20% less than A Class)

Excellent cleaning results with low water consumption:

A class, the ultimate washing efficiency class

Excellent drying results: **A class**, the ultimate drying efficiency class

Internal black control panel

14 place settings

3 water spray jets, two of them in rotating arms

2 capacious baskets, the upper one is height-adjustable for everyone's needs

Cutlery top shelf for different sizes and forms

Lower energy consumption thanks to Delay time function (1-24H)

programming washing start during low-cost energy hours

LED display visible also in bad light conditions

Electronic Aquastop function to prevent flooding, should other preventative systems fail

6 washing programmes:

Auto(50-60°C), where electronic sensors adjust temperature, water and washing time according to heavily, medium or lightly dirty dishes; Intensive (65°C) for heavily dirty pots and dishes; Normal (50°C) for the daily wash; Rapid "1 HOUR" (60°C); "ECO" (50-60°C), where with a longer time, the same perfect washing results are achieved by a lower energy-saving temperature; Soak

Half load programme available in case of few pots and dishes

Longer average lifetime thanks to the internal water softener to avoid calcium deposits

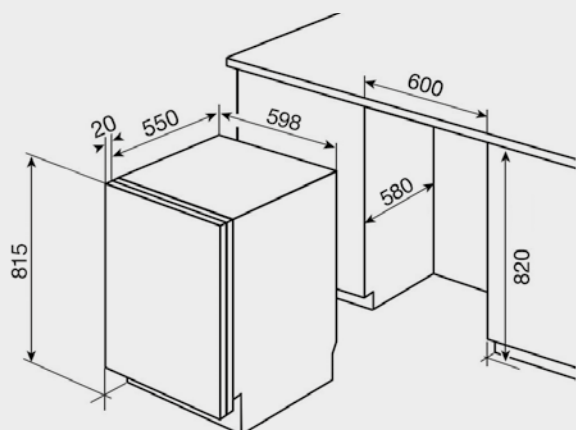
All in one tablet detergent ready

End of washing buzzer

Low water consumption of the standard cycle: 10 lt

Noise level: 49 dbA

Product dimensions (LxPxH): cm 59.8x55x81.5





Fully integrated **60cm** dishwasher

Low energy consumption: **Energy efficiency A+** (10% less than A Class)

Excellent cleaning results with low water consumption:

A class, the ultimate washing efficiency class

Excellent drying results: **A class**, the ultimate drying efficiency class

Internal black control panel

12 place settings

3 water spray jets, two of them in rotating arms

2 capacious baskets, the upper one is height-adjustable for everyone's needs

Cutlery basket for different sizes and shapes

Lower energy consumption thanks to Delay time function (1-24H)

programming washing start during low-cost energy hours

LED display visible also in bad light conditions

Electronic Aquastop function to prevent flooding, should other preventative systems fail

8 washing programmes:

All in 1 (55°C), to use 3in1 tablet detergents, Intensive (65°C) for heavily dirty pots and dishes; Normal (55°C) for the daily wash; "ECO" (50-65°C), where with a longer time, the same perfect washing results are achieved by a lower energy-saving temperature; Glass (40°C) for lightly dirty dishes or glasses; "1 hour express" (60°C) for lightly dirty dishes which don't need excellent drying efficiency; Rapid (40°C) a shorter wash for lightly dirty dishes; Soak Half load programme available in case of few pots and dishes

Longer average lifetime thanks to the internal water softener to avoid calcium deposits

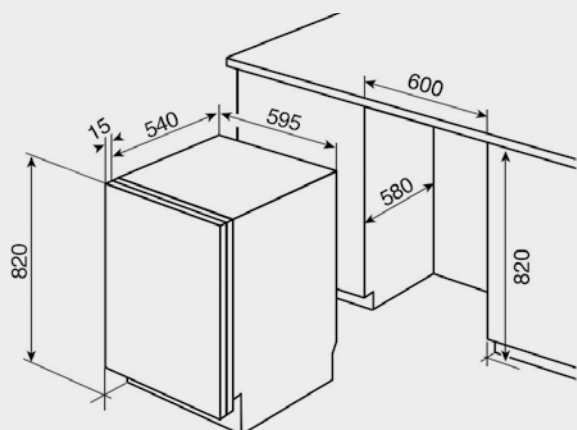
All in one tablet detergent ready

End of washing buzzer

Low water consumption of the standard cycle: 12 lt

Noise level: 49 dbA

Product dimensions (LxPxH): cm 59.5x54x82





Partially integrated **60cm** dishwasher

Low energy consumption: **Energy efficiency A+** (10% less than A Class)

Excellent cleaning results with low water consumption:

A class, the ultimate washing efficiency class

Excellent drying results: A class, the ultimate drying efficiency class

Semi integrated control panel

12 place settings

3 water spray jets, two of them in rotating arms

2 capacious baskets, the upper one is height-adjustable for everyone's needs

Cutlery basket for different sizes and shapes

Lower energy consumption thanks to Delay time function (1-24H)

programming washing start during low-cost energy hours

LED display visible also in bad light conditions

Electronic Aquastop function to prevent flooding, should other preventative systems fail

7 washing programmes:

All in 1 (55°C), to use 3in1 tablet detergents; Intensive (65°C) for heavily dirty

pots and dishes; Normal (55°C) for the daily wash; "ECO" (50-65°C), where

with a longer time, the same perfect washing results are achieved by a lower

energy-saving temperature; Crystals (40°C) for lightly dirty dishes or glasses;

Rapid (40°C) a shorter wash for lightly dirty dishes; Soak Half load programme available in case of few pots and dishes

Longer average lifetime thanks to the internal water softener to avoid calcium deposits

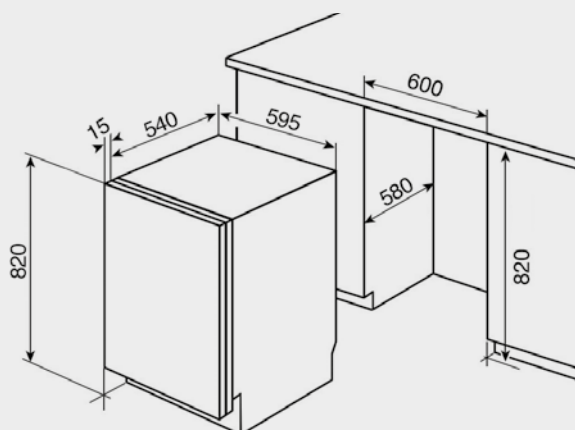
All in one tablet detergent ready

End of washing buzzer

Low water consumption of the standard cycle: 12 lt

Noise level: 49 dbA

Product dimensions (LxPxH): cm 59.5x54x82



B005309/E

60cm

-



Built in Washer Dryer

Low energy consumption: **Energy efficiency 4 STARS** (ESMA)

Fully integrated installation

8kg washing capacity

5kg drying capacity

1300 rpm

LCD display

Variable loading with Easy Logic system

Ecoball avoids the waste of detergent

Self-cleaning pump

Soap dispenser compatible with liquids

Load balancing system

Anti-Corrosion Coating

15 washing programs

Autoclean function

Lower energy consumption thanks to Delay time function (1-19H)

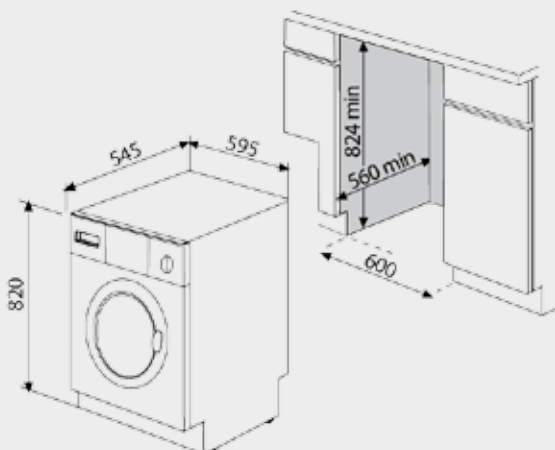
Adjustable drying time (30-250 min)

Adjustable spin speed

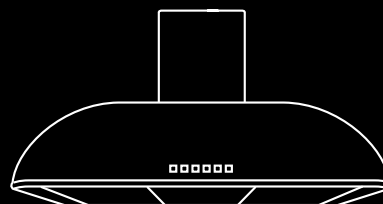
Overflow and anti-foam systems

BS1363 plug

Product dimensions (LxPxH): cm 59,5x54,5x82



Cooker Hoods



FISH HOME BARBECUE



■ ■ Every season is good to taste grilled fish. Use fresh fish, extra virgin olive oil, garlic, salt, pepper and a sprinkling of lemon and aromatic herbs. Our cooker hoods will eliminate smoke and bad smells. ■ ■

Change of scene (and air) in the kitchen! Here is our range of Bompani cooker hoods that thanks to their excellent performances effectively eliminate smells, smoke and vapours.

If you think that our simplest model can extract till 270 cubic meters air and is therefore enough for a 9 square meter kitchen, you can easily understand the action power of our best performing models reaching an extraction capacity up to 850 cubic meter of air! To better calculate the most appropriate capacity for your kitchen, just multiply 10 times your room volume.

Cooker hoods are also an important light spot on the cooking hob and the LED lighting of our Retrò cooker hoods combine an excellent enlightenment of cooking operations with the lowest energy consumption, nowadays a priority in our life.

Today cooker hoods have mainly become a décor element in our homes. Its choice depends on the colours and materials of our kitchen. And with the Bompani cooker hoods the selection available is really big: from the modern design hoods in **STAINLESS STEEL** and black crystal ones to the red and cream Retrò, not to mention the Rustico hoods in their colours oatmeal, anthracite, copper and cream. Match them with the other products of our Retrò and Rustico lines, such as hobs, ovens and refrigerators. Because we love style in our kitchen!



BOCR904/R

90cm

RETRÒ



Design wall chimney hood

RED colour

Width **90cm**

Special painting body treatment, common also to aviation products to guarantee a high quality standard of colour and time endurance

1 powerful motor with an absorption level of **850 m³/h**

Use-friendly **Touch controls**

4 speeds for any need

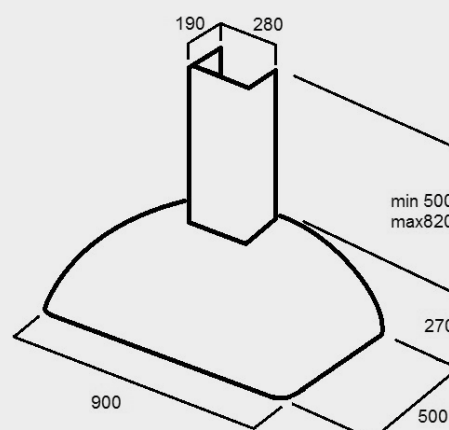
LED lighting for low energy consumption

Pressure: 540 Pa

3 aluminium grease filters

Acoustic emission level: 58 dBA

Product dimensions (LxPxH): cm 90x50x77



BOCR904/C

90cm

RETRO



Design wall chimney hood

CREAM colour

Width **90 cm**

Special painting body treatment, common also to aviation products to guarantee a high quality standard of colour and time endurance

1 powerful motor with an absorption level of **850 m³/h**

Use-friendly **Touch controls**

4 speeds for any need

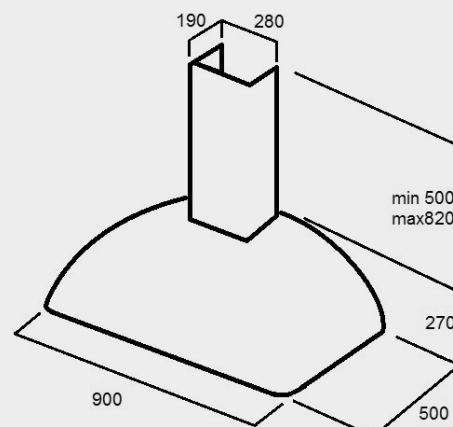
LED lighting for low energy consumption

Pressure: 540 Pa

3 aluminium grease filters

Acoustic emission level: 58 dBA

Product dimensions (LxPxH): cm 90x50x77



BOCP427/E

90cm

RUSTICO



Design wall chimney hood

ANTHRACITE colour

Width **90 cm**

Solid **STAINLESS STEEL** body

1 motor with an absorption level of **520 m3/h**

Traditional push-buttons controls

3 speeds for any need

LED lighting for low energy consumption

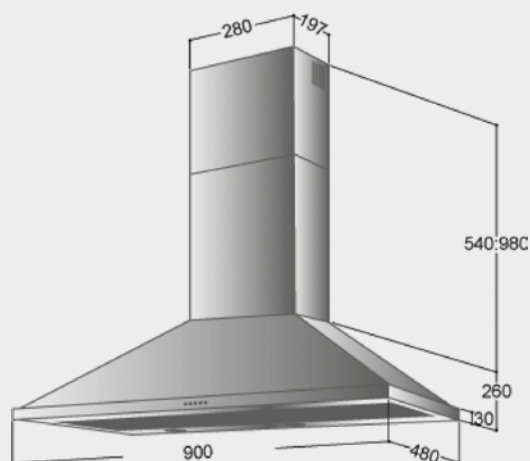
Pressure: 270 Pa

3 aluminium grease filters

1 carbon filter

Acoustic emission level: 62 dBA

Product dimensions (LxPxH): cm 90x46xmin80,4max124,4



BOCP429/E

90cm

RUSTICO



Design wall chimney hood

COPPER colourWidth **90 cm**Solid **STAINLESS STEEL** body**1 motor** with an absorption level of **520 m3/h**

Traditional push-buttons controls

3 speeds for any need**LED lighting** for low energy consumption

Pressure: 270 Pa

3 aluminium grease filters**1 carbon filter**

Acoustic emission level: 62 dBA

Product dimensions (LxPxH): cm 90x46xmin80,4max124,4

BOCP426/E

90cm

RUSTICO



Design wall chimney hood

CREAM colourWidth **90 cm**Solid **STAINLESS STEEL** body**1 motor** with an absorption level of **520 m3/h**

Traditional push-buttons controls

3 speeds for any need**LED lighting** for low energy consumption

Pressure: 270 Pa

3 aluminium grease filters**1 carbon filter**

Acoustic emission level: 62 dBA

Product dimensions (LxPxH): cm 90x46xmin80,4max124,4

BOCP743/E

90cm

DIVA



Decorative wall chimney hood

STAINLESS STEEL aesthetics

Width **90cm**

Solid **STAINLESS STEEL** body

1 motor with an absorption level of **400 m³/h**

Slider controls

3 speeds for any need

2 x 20W halogen lights

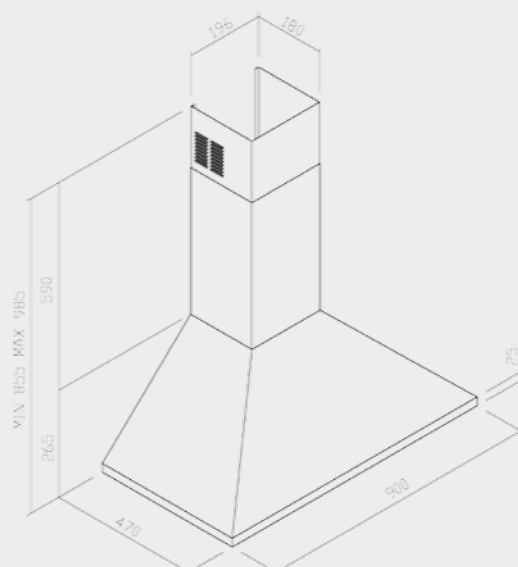
Pressure: 234 Pa

3 aluminium grease filters

1 carbon filter

Acoustic emission level: 61 dBA

Product dimensions (LxPxH): cm 90x49,2xmin75max109,5



BOCP793/E

60cm

DIVA



Decorative wall chimney hood

STAINLESS STEEL aesthetics

Width **60cm**

Solid **STAINLESS STEEL** body

1 motor with an absorption level of **400 m³/h**

Slider controls

3 speeds for any need

2 x 20W halogen lights

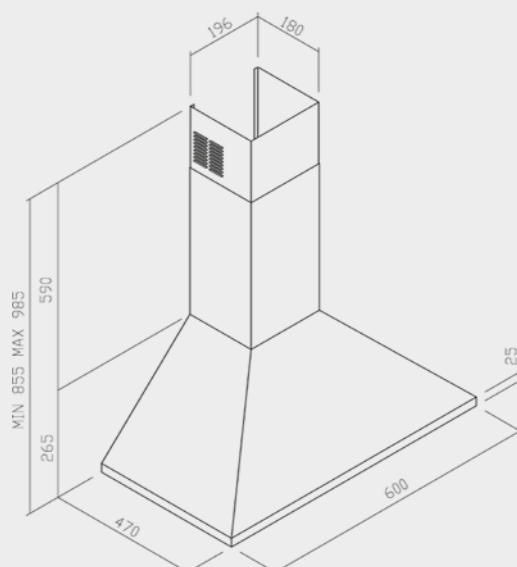
Pressure: 234 Pa

3 aluminium grease filters

1 carbon filter

Acoustic emission level: 61 dBA


Product dimensions (LxPxH): cm 60x49,2xmin75max109,5



BOCP783/E

90cm

SLIDE-OUT



Slide-out hood

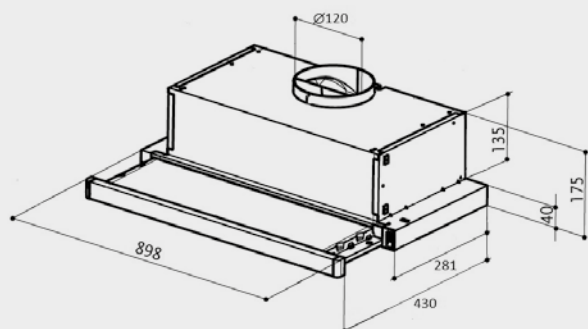
SILVER aestheticsWidth **90 cm****1 motor** with an absorption level of **400 m³/h****Slider controls****3 speeds** for any need**2 x 20W halogen lights**

Pressure: 221 Pa

4 aluminium grease filters**2 carbon filters**

Acoustic emission level: 60 dBA

Product dimensions (LxPxH): cm 90x29,8x17,5

**BOCP763/E**

60cm

SLIDE-OUT



Slide-out hood

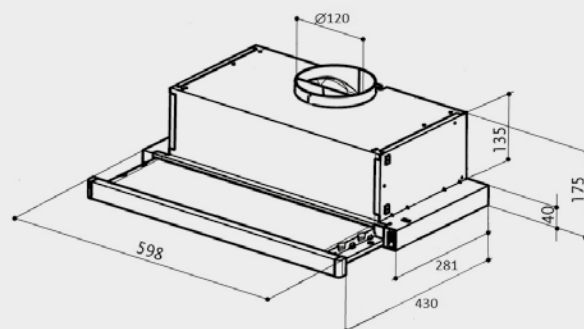
SILVER aestheticsWidth **60 cm****1 motor** with an absorption level of **400 m³/h****Slider controls****3 speeds** for any need**2 x 20W halogen lights**

Pressure: 221 Pa

4 aluminium grease filters**2 carbon filters**

Acoustic emission level: 60 dBA

Product dimensions (LxPxH): cm 60x29,8x17,5



BOCP333/E

90cm

ESSENTIAL



Free standing hood

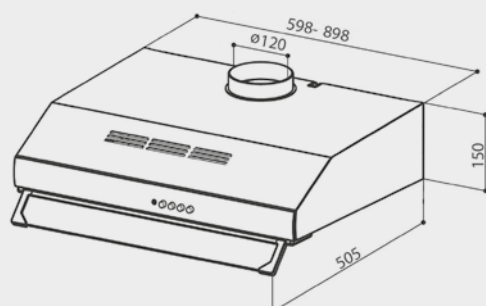
STAINLESS STEEL bodyWidth **90cm****2 motors** with an absorption level of **268 m³/h****Slider controls****3 speeds** for any need**2 x 28W halogen lights**

Pressure: 210 Pa

2 aluminium grease filters**2 carbon filters**

Acoustic emission level: 68 dBA

Product dimensions (LxPxH): cm 90x50,5x15

Available in Black colour: **BOCP331/E**Available in White colour: **BOCP330/E****BOCP303/E**

60cm

ESSENTIAL



Free standing hood

STAINLESS STEEL bodyWidth **60cm****2 motors** with an absorption level of **268 m³/h****Slider controls****3 speeds** for any need**2 x 28W halogen lights**

Pressure: 210 Pa

2 aluminium grease filters**2 carbon filters**

Acoustic emission level: 68 dBA

Product dimensions (LxPxH): cm 60x50,5x15

Available in Black colour: **BOCP301/E****BOCP233/E**

60cm

ESSENTIAL

Free standing hood

STAINLESS STEEL body

Width 60cm

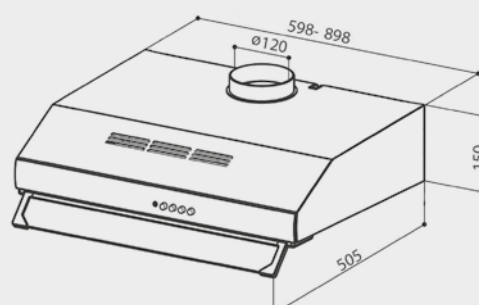
1 motor with an absorption level of **170 m³/h****Slider controls****3 speeds** for any need**1 x 40W lights**

Pressure: 143 Pa

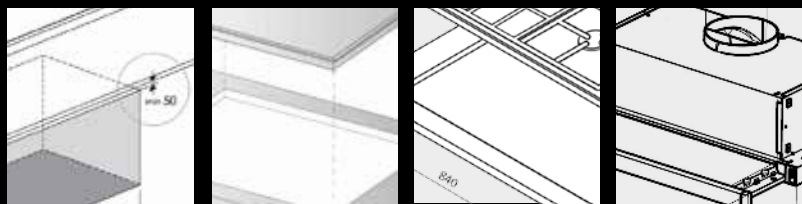
2 aluminium grease filters**1 carbon filter**

Acoustic emission level: 64 dBA

Product dimensions (LxPxH): cm 60x50,5x15

Available in White colour: **BOCP230/E**

Technical Tables





LOREM IPSUM

■ ■ Aperum rerit ipiendanima voluptatem quos ius, nesti quame everchit velibus, sanim quid min re nonseque laute si optasimin etus rem ut mostiae nianiendae nihiti omnis nobit facest, eressi blatem am,



Gentotatis eum re sa consequis expliquis quaeri blab inumet volupta tumquiaie aut qui bearit unt doluptatem acia seraerr orrum, voluptum dit aut omnimus, nobit mod qui ulpa volorum aliti doluptamus dolo quam fugias di derestibusa pe plitat volorum et ut volupti oresto tem. Nam evendantio. Equis dolupta musamusa dolupti atiberuptas et dolut fuga. Et untiaectur, sime doluptatur sime re, tota corit dolorib erferi omniandis dene volupta tinctat dolupta autaspid quo inum qui diatemp orunt.

Berro et explatquam eaquidus, cone et, comnim sedit lat remposam qui sed experisim voloribus millorpore prepudit ut faccum si qui reicaep errovidem. Et porepere ero imoditatem endust explam, is nientur, sum quaturit, si optio. Volessi tionsen dianda platem fugia voluptaquam rem. Et poresciet et velitia sandus mollacerias arum ipici nobisqu aturect asprienemqui vollanducia verro vollistius aciam, si tendia dolor am, que nos id quas nossent volore, odist quod ea quasit rehent ad et pa perchil lororum hiciet eum et vellendis reptat endit el mosapelentis sit et occum ut fugita velitatur rerum laborrum ande ende as ut veliquatem que optia provitas rem lam sit et ut modisquam quam rest ex es etur, omni res ut alignih iligenemped qui officit alibus volorem aut ut eatem ut es volo te ipsunt rem des sincill enectas voluption consernatis volupta tectenis ide omnis dit, vid eum laut latatiasita con est volor ressinus.

Ehenis rem hiciis essincim quae. Tem ipidi dolupta dolo

TECHNICAL TABLES

CHARACTERISTICS	BO243YK/L	BO243YG/L	BO243YH/L	BO247YH/L	BO243YI/L	BO243JG/L
Type	Fan assisted gas oven	Gas oven	Gas oven	Gas oven	Gas oven	Fan assisted gas oven
Color	Inox	Inox	Inox	Black	Inox	Inox
Control panel	Inox	Inox	Inox	Painted	Inox	Inox
Controls	Knobs	Knobs	Knobs	Knobs	Knobs	Knobs
3 buttons electronic timer	x					x
Mechanical timer		x	x	x	x	
Oven volume (lt)	100	100	100	100	100	54
Thermostat	x	x	x	x	x	x
Cooling fan	x	x	x	x	x	x
Oven door glasses	2	2	2	2	2	2
Internal light	x	x	x	x	x	x
Oven grid	1	1	1	1	1	1
Enamelled tray	1	1	1	1	1	1
Internal enamel	Black	Black	Black	Black	Black	Black

TECHNICAL SPECIFICATIONS

Gas burner (W)	3400	3400	3400	3400	3400	2500
Grill burner (W)	1100	1100	1100	1100		2200
Electric grill (W)					1800	
Internal ventilation	x					x
Max oven temperature (°C)	250	250	250	250	250	250
Voltage and frequency	220-240V - 50/60Hz	220-240V - 50/60Hz	220-240V - 50/60Hz	220-240V - 50/60Hz	220-240V - 50/60Hz	220-240V - 50/60Hz
Operation light	x	x	x	x	x	x
Thermostat light					x	
Turnspit	x	x			x	x

PRODUCT DIMENSIONS

Width (mm)	895	895	895	895	895	594
Depth (mm)	551	551	551	551	551	556
Height (mm)	594	594	594	594	594	594

PACKED DIMENSIONS

Width (mm)	945	945	945	945	945	670
Depth (mm)	651	651	651	651	651	670
Height (mm)	651	651	651	651	651	670

WEIGHTS

Net weight (kg)	53	53	53	53	53	30
Gross weight (kg)	58	58	58	58	58	33

GAS OVEN

BO243JE/L	BO243JC/L	BO243JD/L	BO240JD/L	BO243JF/L	BO247GE/L	BO247JB/L	BO249JB/L	BO246JB/L
Fan assisted gas oven	Gas oven	Gas oven	Gas oven	Gas oven	Gas oven	Gas oven	Gas oven	Gas oven
Inox	Inox	Inox	White	Inox	Black	Anthracite	Copper	Cream
Inox	Inox	Inox	Painted	Inox	Painted	Enamelled	Enamelled	Enamelled
Knobs	Knobs	Knobs	Knobs	Knobs	Knobs	Knobs	Knobs	Knobs
x	x	x	x	x	x	x	x	x
54	54	54	54	54	54	54	54	54
x	x	x	x	x	x	x	x	x
x	x	x	x	x	x	x	x	x
2	2	2	2	2	2	2	2	2
x	x	x	x	x	x	x	x	x
1	1	1	1	1	1	1	1	1
1	1	1	1	1	1	1	1	1
Black	Black	Black	Black	Black	Black	Black	Black	Black
2500	2500	2500	2500	2500	2500	2500	2500	2500
2200	2200	2200	2200			2200	2200	2200
				1200	1200			
x								
250	250	250	250	250	250	250	250	250
220-240V - 50/60Hz	220-240V - 50/60Hz	220-240V - 50/60Hz	220-240V - 50/60Hz	220-240V - 50/60Hz	220-240V - 50/60Hz	220-240V - 50/60Hz	220-240V - 50/60Hz	220-240V - 50/60Hz
x	x	x	x	x	x	x	x	x
				x	x			
x	x			x				
594	594	594	594	594	594	594	594	594
556	556	556	556	556	556	556	556	556
594	594	594	594	594	594	594	594	594
670	670	670	670	670	670	670	670	670
670	670	670	670	670	670	670	670	670
670	670	670	670	670	670	670	670	670
30	30	30	30	30	30	30	30	30
33	33	33	33	33	33	33	33	33

TECHNICAL TABLES

CHARACTERISTICS	BO243XU/E	BO243XT/E	BO243XV/E	BO243EH/E	BO243OG/E
Type	Multifunction	Multifunction	Multifunction	Electronic	Multifunction
Color	Inox	Inox	Inox	Inox	Inox
Control panel	Inox	Inox	Inox	Inox + Glass	Inox + Glass
Controls	Knobs	Knobs	Knobs	Touch control	Knobs
Touch control digital programmer	x			x	x
6 buttons electronic programmer		x			
Mechanical end of cooking			x		
Analogic programmer					
Mechanical timer					
Oven volume (lt)	103	75	75	54	54
Thermostat	x	x	x	x	x
Cooling fan	x	x	x	x	x
Oven door glasses	2	2	2	3	3
Internal light	x	x	x	x	x
Oven grid	1	1	1	2	2
Enamelled tray	1	1	1	1	1
Internal enamel	Black	Black	Black	Black	Black

TECHNICAL SPECIFICATIONS

Number of oven functions	9	9	5	11	8
Bottom element (W)	1300	1300	1300	1100	1500
Upper element (W)	1100	1100	1100	1100	700
Circular element (W)	2300	2300		2000	2000
Grill (W)	1750	1750	1750	1500	2000
Internal ventilation	Yes	Yes	Yes	Yes	Yes
Max oven temperature (°C)	250	250	250	250	250
Voltage and frequency	220-240V - 50/60Hz	220-240V - 50/60Hz	220-240V - 50/60Hz	220-240V - 50/60Hz	220-240V - 50/60Hz
Operation light	x	x	x	x	x
Thermostat light	x	x	x	x	x

PRODUCT DIMENSIONS

Width (mm)	895	893	893	596	596
Depth (mm)	551	538	538	535	535
Height (mm)	594	477	477	598	598

PACKED DIMENSIONS

Width (mm)	945	970	970	640	640
Depth (mm)	651	670	670	640	640
Height (mm)	651	560	560	650	650

WEIGHTS

Net weight (kg)	53	52	52	30	30
Gross weight (kg)	58	57	57	33	33

ELECTRIC OVEN

BO2430H/E	BO243ZY/E	BO240SL/E	BO247SL/E	BO243ZW/E	BO242WA/E	BO245WA/E	BO246WA/E
Multifunction	Multifunction	Multifunction	Multifunction	Static	Multifunction	Multifunction	Multifunction
Inox	Inox	White	Black	Inox	Turquoise	Platinum Grey	Cream
Inox + Glass	Inox	Glass	Glass	Inox	Enamelled	Enamelled	Enamelled
Knobs	Knobs	Knobs	Knobs	Knobs	Knobs	Knobs	Knobs
x							
					x	x	x
	x	x	x	x			
54	54	54	54	54	54	54	54
x	x	x	x	x	x	x	x
x	x	x	x	x	x	x	x
3	3	3	3	2	3	3	3
x	x	x	x	x	x	x	x
2	2	2	2	1	2	2	2
1	1	1	1	1	1	1	1
Black	Black	Black	Black	Black	Black	Black	Black
8	6	6	6	4	8	8	8
1500	1500	1500	1500	1500	1500	1500	1500
700	700	700	700	700	700	700	700
2000					2000	2000	2000
2000	2000	2000	2000	2000	2000	2000	2000
Yes	Yes	Yes	Yes	No	Yes	Yes	Yes
250	250	250	250	250	250	250	250
220-240V - 50/60Hz	220-240V - 50/60Hz	220-240V - 50/60Hz	220-240V - 50/60Hz	220-240V - 50/60Hz	220-240V - 50/60Hz	220-240V - 50/60Hz	220-240V - 50/60Hz
x	x	x	x	x	x	x	x
x	x	x	x	x	x	x	x
596	596	596	596	595	596	596	596
535	535	535	535	497	535	535	535
598	598	598	598	595	598	598	598
640	640	640	640	660	640	640	640
640	640	640	640	580	640	640	640
650	650	650	650	660	650	650	650
30	29	29	29	28	32	32	32
33	32	32	32	31	35	35	35

TECHNICAL TABLES

CHARACTERISTICS	BO293MQ/N	BO213NB/N	BO213NA/L	BO2675C/N	BO293MG/N	BO213MC/N	BO213MB/N	BO213MA/L	BO293MN/L	BO293MU/L	BO293G/L	BO293GI/L	BO213LE/L
Colour	INOX	INOX	INOX	Black vitroceramic	INOX	INOX	INOX	INOX	INOX	INOX	INOX	INOX	INOX
Controls position	Front	Front	Front	Front	Front	Front	Front	Front	Side	Side	Side	Side	Side
Electronic ignition under knob	x	x	x	x	x	x	x	x	x	x	x	x	x
Flame failure device	x	x	x	x	x	x	x	x	x	x	x		x
Grids	Cast iron	Cast iron	Cast iron	Cast iron	Cast iron	Cast iron	Cast iron	Enamelled	Cast iron	Enamelled	Enamelled	Enamelled	Cast iron

TECHNICAL SPECIFICATIONS

Auxiliary burner (kW)	1 x 1,0 kW	1 x 1,0 kW	1 x 1,0 kW		1 x 1,0 kW	1 x 1,0 kW	1 x 1,0 kW	1 x 1,0 kW	1 x 1,0 kW	1 x 1,0 kW	1 x 1,0 kW	1 x 1,0 kW	1 x 1,0 kW
Semi rapid burner (kW)	2 x 1,75 kW	2 x 1,75 kW	2 x 1,75 kW	1 x 1,75 kW	2 x 1,75 kW	2 x 1,75 kW	2 x 1,75 kW	2 x 1,75 kW	2 x 1,75 kW	2 x 1,75 kW	2 x 1,75 kW	2 x 1,75 kW	2 x 1,65 kW
Rapid burner (kW)	1 x 3,0 kW		1 x 3,0 kW	1 x 3,0 kW	1 x 3,0 kW		1 x 3,0 kW	1 x 3,0 kW	1 x 3,0 kW	1 x 3,0 kW	1 x 3,0 kW	1 x 3,0 kW	1 x 2,8 kW
Triple crown burner (kW)	1 x 3,8 kW	1 x 3,8 kW			1 x 3,8 kW	1 x 3,8 kW			1 x 3,8 kW	1 x 3,8 kW			
Electric rapid solid plates 180											1 x 2,0 kW	1 x 2,0 kW	
Electric rapid solid plates 145											1 x 1,5 kW	1 x 1,5 kW	
LPG conversion kit	x	x		x	x	x	x						
Natural gas conversion kit			x					x	x	x	x	x	x
CE	x	x	x	x	x	x	x	x	x	x	x	x	x

PRODUCT DIMENSIONS

Width (mm)	890	600	600	380	860	600	600	600	860	860	860	860	580
Depth (mm)	510	510	510	520	510	510	510	510	510	510	510	510	500
Height (mm)	50	40	40	55	40	40	40	40	45	45	45	45	40

PACKED DIMENSIONS

Width (mm)	940	650	650	555	910	650	650	650	910	910	910	910	650
Depth (mm)	580	570	570	440	550	580	580	580	590	590	590	590	580
Height (mm)	120	125	125	150	140	125	125	125	130	130	130	130	125

PACKED DIMENSIONS

Net weight (kg)	14	9	9	6,6	17	9	9	8	16	15	15	15	9
Gross weight (kg)	15	10	10	7,2	18	10	10	9	17	16	16	16	10

GAS HOBBS

BO213LA/N	BI213CL/N	BO297VF/L	BO217VF/L	BO237VA/L	BO267VA/L	BO297MB/N	BO299MB/N	BO296MB/N	BO217MA/N	BO219MA/N	BO216MA/N	BO212MA/N	BO215MA/N	BO216MB/N	BO263LF/N
INOX	INOX	Black crystal	Black crystal	Black crystal	Black crystal	Anthracite enamelled	Copper enamelled	Cream enamelled	Anthracite enamelled	Copper enamelled	Cream enamelled	Turquoise enamelled	Platinum Grey enamelled	Cream enamelled	INOX
Side	Side	Front	Front	Front	Front	Front	Front	Front	Front	Front	Front	Front	Front	Front	Front
x	x	x	x	x	x	x	x	x	x	x	x	x	x	x	x
x	x	x	x	x	x	x	x	x	x	x	x	x	x	x	x
Enamelled	Enamelled	Cast iron	Cast iron	Cast iron	Cast iron	Cast iron	Cast iron	Cast iron	Cast iron	Cast iron	Cast iron	Cast iron	Cast iron	Cast iron	Cast iron

1 x 1,0 kW	1 x 1,0 kW	1 x 1,0 kW	1 x 1,0 kW	1 x 1,0 kW	1 x 1,0 kW	1 x 1,0 kW	1 x 1,0 kW	1 x 1,0 kW	1 x 1,0 kW	1 x 1,0 kW	1 x 1,0 kW	1 x 1,0 kW	1 x 1,0 kW	1 x 1,0 kW	1 x 1,0 kW
2 x 1,65 kW	2 x 1,75 kW	2 x 1,75 kW	2 x 1,75 kW	1 x 1,75 kW		2 x 1,75 kW	2 x 1,75 kW	2 x 1,75 kW	2 x 1,75 kW	2 x 1,75 kW	2 x 1,75 kW	2 x 1,75 kW	2 x 1,75 kW	2 x 1,75 kW	
1 x 2,8 kW	1 x 3,0 kW	1 x 3,0 kW	1 x 3,0 kW	1 x 3,0 kW	1 x 3,0 kW	1 x 3,0 kW	1 x 3,0 kW	1 x 3,0 kW							1 x 2,8 kW
		1 x 3,5 kW				1 x 3,8 kW	1 x 3,8 kW	1 x 3,8 kW	1 x 3,8 kW	1 x 3,8 kW	1 x 3,8 kW	1 x 3,8 kW	1 x 3,8 kW	1 x 3,8 kW	
				1 x 1,5 kW											
x	x					x	x	x	x	x	x	x	x	x	x
		x	x	x	x										
x	x	x	x	x	x	x	x	x	x	x	x	x	x	x	x

580	580	900	600	600	290	860	860	860	600	600	600	600	600	600	287
500	510	510	510	510	510	510	510	510	510	510	510	510	510	510	510
40	50	55	55	55	55	40	40	40	40	40	40	40	40	40	50

650	670	940	650	650	340	910	910	910	650	650	650	650	650	650	340
580	560	580	580	580	550	550	550	550	580	580	580	580	580	580	550
125	130	130	130	130	150	140	140	140	125	125	125	125	125	125	150

8	8	14	9	9	5	17	17	17	9	9	9	9	9	9	5
9	9	15	10	10	6	18	18	18	10	10	10	10	10	10	6

TECHNICAL TABLES

CHARACTERISTICS	BO267RC/E	BO342BA/E	BO341WA/E	BO395AA/E	BO364AA/E	BO332AA/E
Colour	Black vitroceramic + INOX	Black vitroceramic	Black vitroceramic	Black vitroceramic	Black vitroceramic	Black vitroceramic
Controls type	Knobs	Touch	Touch	Touch	Touch	Touch
Controls position	Front	Front	Front	Front	Front	Front
Security system on / off		x	x	x	x	x
Residual heat indicator	1	2	1	4	4	2
Key lock		x	x	x	x	x
Induction zones		2	1	5	4	2
Electric plates						
Hi light zones						

TECHNICAL SPECIFICATIONS

Teppan Yaki plate	1 x 2500W					
Induction zone ϕ 145mm					2 x 1200W (1600W)	1 x 1200W (1600W)
Induction zone ϕ 160mm				2 x 1400W		
Induction zone ϕ 200mm				2 x 2300W (3000W)		
Induction zone ϕ 210mm					2 x 1500W (2000W)	1 x 1500W (2000W)
Induction zone ϕ 250mm				1 x 2300W (3000W)		
Squared induction zone		2 x 2100W (3700W)				
Wok induction zone ϕ 300mm			1 x 2400W (3000W)			
Rapid electric plate ϕ 180mm						
Normal electric plate ϕ 180mm						
Normal electric plate ϕ 145mm						
Hi light zone ϕ 145						
Hi light zone ϕ 180						
Hi light zone ϕ 230						
Hi light double zone ϕ 250/130						
Voltage and frequency	220-240V - 50/60Hz	220-240V - 50/60Hz	220-240V - 50/60Hz	220-240V - 50/60Hz	220-240V - 50/60Hz	220-240V - 50/60Hz

PRODUCT DIMENSIONS

Width (mm)	380	380	400	900	580	290
Depth (mm)	520	520	520	510	510	510
Height (mm)	65	60	130	51	51	51

PACKED DIMENSIONS

Width (mm)	575	600	580	960	680	380
Depth (mm)	440	480	465	580	580	590
Height (mm)	125	110	175	140	140	140

WEIGHTS

Net weight (kg)	16,3	5,4	9,8	16	12	3
Gross weight (kg)	17	6	11	18	13,3	4

ELECTRIC HOBBS

BO253JD/E	BO283AB/E	BO273TD/E	BO273AE/E	BO263AA/E	BO263PA/E	BO267PA/E	BO263EB/E
INOX	Black vitroceramic + INOX	Black vitroceramic + INOX	Black vitroceramic + INOX	Black vitroceramic	Black vitroceramic + INOX	Black vitroceramic + painted steel	INOX
Knobs	Knobs	Touch	Knobs	Touch	Knobs	Knobs	Knobs
Side	Front	Side	Side	Front	Front	Front	Side
	5	4	4	2			
		x		x			
4							2
	5	4	4	2	2	2	

[illegible]

580	865	575	575	288	287	287	287
500	505	505	505	490	510	510	510
55	51	55	55	50	50	50	50

670	920	630	630	360	340	340	340
560	560	560	560	590	550	550	550
130	120	120	120	120	130	130	150

11	13	9	9	5	6	6	6
12	14	10	10	6	7	7	7

TECHNICAL TABLES

CHARACTERISTICS	BOCR904/R	BOCR904/C	BOCP427/E	BOCP429/E	BOCP426/E	BOCP743/E	BOCP793/E
Width	900	900	900	900	900	900	600
Number of motors	1	1	1	1	1	1	1
Maximum capacity m3/h	850	850	520	520	520	400	400
Colour	Red	Cream	Anthracite	Copper	Cream	INOX	INOX
Light Number	Multipoint 4W	Multipoint 4W	2W	2W	2W	2x40W	2x40W
Light Type	Led	Led	Led	Led	Led	Halogen	Halogen
Pressure (Pa)	540	540	270	270	270	234	234
CE	x	x	x	x	x	x	x

USER INTERFACE							
Number of switches	1	1	1	1	1	1	1
Type of switches	Touch	Touch	Push-button	Push-button	Push-button	Slider	Slider
Number of speed	4	4	3	3	3	3	3

ACCESSORIES							
Type of filter	Aluminium	Aluminium	Aluminium	Aluminium	Aluminium	Aluminium	Aluminium
Number of filter	3	3	3	3	3	3	2
Carbon filter			1	1	1	1	1

PERFORMANCE							
Energy consumption	250W	250W	120W	120W	120W	150W	150W
Noise Emission	58dbA	58dbA	62dbA	62dbA	62dbA	61dbA	61dbA
Voltage (V) / Frequency (Hz)	230V - 50Hz	230V - 50Hz	230V - 50Hz	230V - 50Hz	230V - 50Hz	220-240V - 50Hz	220-240V - 50Hz

PRODUCT DIMENSIONS							
Width (mm)	900	900	900	900	900	900	600
Depth (mm)	500	500	460	460	460	492	492
Height (mm)	min770 max1090	min770 max1090	min804 max1244	min804 max1244	min804 max1244	min750 max1095	min750 max1095

PACKED DIMENSIONS							
Width (mm)	1060	1060	970	970	970	979	679
Depth (mm)	395	395	380	380	380	373	373
Height (mm)	600	600	610	610	610	575	575

WEIGHTS							
Net weight (kg)	8	8	8	8	8	7,6	9,2
Gross weight (kg)	11	11	11	11	11	10	12,3

COOKER HOODS

BOCP783/E	BOCP763/E	BOCP333/E	BOCP331/E	BOCP330/E	BOCP303/E	BOCP301/E	BOCP233/E	BOCP230/E
900	600	900	900	900	600	600	600	600
1	1	2	2	2	2	2	1	1
303	303	268	268	268	268	268	170	170
Silver	Silver	INOX	Black	White	INOX	Black	INOX	White
2x28W	2x28W	2x28W	2x28W	2x28W	2x28W	2x28W	2x40W	2x40W
Halogen	Halogen	Halogen	Halogen	Halogen	Halogen	Halogen	Bulb	Bulb
221	221	210	210	210	210	210	143	143
x	x	x	x	x	x	x	x	x

1	1	1	1	1	1	1	1	1
Slider	Slider	Slider	Slider	Slider	Slider	Slider	Slider	Slider
3	3	3	3	3	3	3	3	3

Aluminium	Aluminium	Aluminium	Aluminium	Aluminium	Aluminium	Aluminium	Aluminium	Aluminium
4	2	2	2	2	2	2	2	2
2	2	2	2	2	2	2	2	2

220W	220W	220W	220W	220W	220W	220W	120W	120W
60dbA	60dbA	68dbA	68dbA	68dbA	68dbA	68dbA	64dbA	64dbA
220-240V - 50/60Hz	220-240V - 50/60Hz	220-240V - 50Hz	220-240V - 50Hz	220-240V - 50Hz	220-240V - 50Hz	220-240V - 50Hz	220-240V - 50Hz	220-240V - 50Hz

898	598	900	900	900	600	600	600	600
min298 max430	min298 max430	505	505	505	505	505	505	505
175	175	150	150	150	150	150	150	150

690	990	943	943	943	643	643	643	643
252	252	555	555	555	555	555	555	555
381	381	191	191	191	191	191	191	191

8,5	7	6	6	6	6	6	5	5
10	8	7	7	7	7	7	6	6

TECHNICAL TABLES

MICROWAVE

CHARACTERISTICS	B0243MW/E
Type	Combigrill
Color	Inox
Volume	25 lt
User interface	Push buttons
Turntable dish	315mm
Oven cavity	Inox
Power levels	5
Knobs	1
Timer	x
Internal light	x

FUNCTIONS

Microwave	x
Grill	x
Microwave + grill	x
Defrost / weight	x
Defrost / time	x
Auto reheat	x
Quickstart	x
Child lock	x
Buzzer	x

TECHNICAL SPECIFICATIONS

Microwave power 100%	900W
Microwave power 80%	720W
Microwave power 50%	450W
Microwave power 30%	270W
Microwave power 10%	90W
Grill power	1000W
Voltage and frequency	230V - 50Hz
Operating frequency (MHz)	2450 MHz

PRODUCT DIMENSIONS

Width (mm)	595
Depth (mm)	400
Height (mm)	388

PACKED DIMENSIONS

Width (mm)	655
Depth (mm)	536
Height (mm)	530

WEIGHTS

Net weight (kg)	19
Gross weight (kg)	23,5

REFRIGERATORS

CHARACTERISTICS	B006865/E	B006443/E
Type	Combi	Double door
Operation	Static	Static
Total gross volume (lt)	235	217
Total Net Volume (lt)	226	214
Net fridge volume (lt)	158	176
Net freezer volume (lt)	68	38
Freezer stars	4	4
Climate class	N	N
Thermostat	1	1
Reversible door hinges	Si	Si
Compartment butter / cheese	1	1
Refrigerator defrost	Automatic	Automatic
Freezer defrost	Manual	Manual
Adjustable feet	no	no
Glass shelves	3+1	3+1
Bottle holder	1	1
Eggs container	1	1
Crispers drawers	2	2
Ice tray	1	1
Freezer compartments	3	2

TECHNICAL SPECIFICATIONS

Voltage and frequency	220-240V - 50Hz	220-240V - 50Hz
Energy consumption (kW/24H)	0,704	0,653
Freezing capacity (kg/24H)	5	2
Storage in case of power failure (hrs)	19	16
Number of compressors	1	1
Energy class	A+	A+
Noise Level (dBA)	41	42

PRODUCT DIMENSIONS

Width (mm)	540	540
Depth (mm)	545	545
Height (mm)	1770	1445

PACKED DIMENSIONS

Width (mm)	610	664
Depth (mm)	620	668
Height (mm)	1830	1780

WEIGHTS

Net weight (kg)	56	45
Gross weight (kg)	62	48

DISHWASHERS

LOREM IPSUM

CHARACTERISTICS	BOLT146/E	BOLT126/E	BOLS12S/E
Category	60cm fully integrated	60cm fully integrated	60cm partially integrated
Panel design	Integrated	Integrato / Integrated	Semi Integrated
Panel design	Dropdown	Ribalta / Dropdown	Dropdown
Place settings	14	12	12
Number of programs	6	8	7
Control type	Electronic	Electronic	Electronic
Tablet detergent ready	x	x	x
CE	x	x	x

PROGRAMS

All in 1		x	x
Intensive	x	x	x
Normal	x	x	x
Eco	x	x	x
Crystals		x	x
1 hour	x	x	
Rapid		x	x
Soak	x	x	x
Auto	x		

USER INTERFACE

Program selection button	x	x	x
Start / Pause	x	x	x
Half load	Alternative Wash	Upper basket	Upper basket
Delay time	1-24	1-24	1-24
Rinse-aid indicator	x	x	x
Salt indicator	x	x	x
Washing cycle indicators	x	x	x
Buzzer	x	x	x

BASKETS AND ACCESSORIES

Adjustable upper basket when unloaded	x	x	x
Baskets colour	Grey	Grey	Grey
Adjustable mug shelves	2	2	2
Removable cutlery basket		x	x
Modular cutlery shelf	x		
Adjustable mugshelves	x	x	x
Support of stem glasses on the upper basket	x	x	x
Aquastop system	Electronic	Mechanical	Mechanical

PERFORMANCE

Noise level	49 dbA	49 dbA	49 dbA
Energy efficiency	A++	A+	A+
Washing efficiency	A	A	A
Drying efficiency	A	A	A
Water consumption of the standard cycle	10 lt	12 lt	12 lt
Annual water consumption	2800 lt	3360 lt	3360 lt
Standard program	ECO	ECO	ECO
Standard program duration	175 min	165 min	165 min
Annual energy consumption	266 kWh	291 kWh	291 kWh
Energy consumption of the standard cycle	0,93 kWh	1,02 kWh	1,02 kWh
Power	1760-2100W	1930W	1930W
Voltage and frequency	220-240V - 50Hz	220-240V - 50Hz	220-240V - 50Hz

PRODUCT DIMENSIONS

Width (mm)	598	595	595
Depth (mm)	550	540	540
Height (mm)	815	820	820

PACKED DIMENSIONS

Width (mm)	640	620	640
Depth (mm)	650	620	650
Height (mm)	870	880	900

PACKED DIMENSIONS

Net weight (kg)	39	39	39
Gross weight (kg)	45	45	45

CHARACTERISTICS	BO05309/E
Category	60cm fully integrated
Panel design	Integrated
Washing capacity	8 kg
Drying capacity	5 kg
Maximum spin speed	1300
Number of washing programs	15
Control type	Electronic
ESMA energy efficiency	4 STARS

WASHING PROGRAMS

Cotton (90°-60°-40°)	x
Jeans	x
Shirts	x
Hygienic	x
Wool	x
Hand Wash	x
Coloured Garments	x
Sportswear	x
Special Mix Fabric	x
Express 20' (35° quick wash)	x
Dryng Cycle	x
Rinses Cycle	x
Spin Cycle	x

USER INTERFACE

Delay start (number of hours selectable)	1 - 19 h
Drying time - from to	30 - 250 min
Adjustable Spin Speed (from 0 to 1300)	x
Start / Pause	x
Prewash	x
Turbo	x
Extra rinse	x
Tub disinfection function	x

PRODUCT FEATURES

Variable loading with Easy Logic system	x
Ecoball	x
Self-cleaning pump	x
Liquid soap dispenser	x
Load balancing system	x
Anti-Corrosion Coating	x
Overflow system	x
Anti-foam system	x
Blackout protection	x
Over voltage protection	x
Over temperature safety	x
Tub in Ecocarbon / Stainless steel drum	x

PERFORMANCE

Wash and Drying Cycle Energy Consumption (kWh/year) *	1165
Wash and Drying Cycle Water Consumption (L/year) *	19500
Maximun Input (W)	2100
Voltage (V)	220-240
Frequency (Hz)	50
Plug	BS1363
Adjustable Feet	x

PRODUCT DIMENSIONS

Width (mm)	595
Depth (mm)	545
Height (mm)	820

PACKED DIMENSIONS

Width (mm)	655
Depth (mm)	570
Height (mm)	880

WEIGHTS

Net weight (kg)	72,5
Gross weight (kg)	74,1

ACCESSORIES



Refractory Pizza Stone



Air griddle



Extraction guides



Cast iron griddle



Cast iron wok stand



Black enamelled wok stand



Grill pan & handle set



Glass baking tray

ICONS



Slide-out hood



Light



Bottom element



Upper element



Bottom eating elements + fan



Upper and bottom eating elements



Upper and bottom eating elements + fan



Defrost



Ring element + fan



Grill



Double grill



Double grill + fan



Pizza function



Microwave + grill



Microwave



Defrost by weight



Defrost by time



Automatic cooking programs



Auto reheat



Double glazed door



Triple glazed door



Electronic digital programmer



Analogic programmer